

2009

Socio-Economic Analysis of Neighborhood Issues facing MPS Students and Their Families in Zipcode 53204

Lois M. Quinn

University of Wisconsin - Milwaukee, lquinn@uwm.edu

John Pawasarat

University of Wisconsin - Milwaukee, pawasara@uwm.edu

Follow this and additional works at: http://dc.uwm.edu/eti_pubs

 Part of the [Criminology and Criminal Justice Commons](#), [Curriculum and Instruction Commons](#), [Public Policy Commons](#), and the [Work, Economy and Organizations Commons](#)

Recommended Citation

Quinn, Lois M. and Pawasarat, John, "Socio-Economic Analysis of Neighborhood Issues facing MPS Students and Their Families in Zipcode 53204" (2009). *ETI Publications*. Paper 43.

http://dc.uwm.edu/eti_pubs/43

This Technical Paper is brought to you for free and open access by UWM Digital Commons. It has been accepted for inclusion in ETI Publications by an authorized administrator of UWM Digital Commons. For more information, please contact kristinw@uwm.edu.

Appendix 1

Socio-Economic Analysis of Neighborhood Issues Facing Milwaukee Public School Students and Their Families in Zip Code 53204

*Planning document prepared by the
University of Wisconsin-Milwaukee
Employment and Training Institute,
2009.*

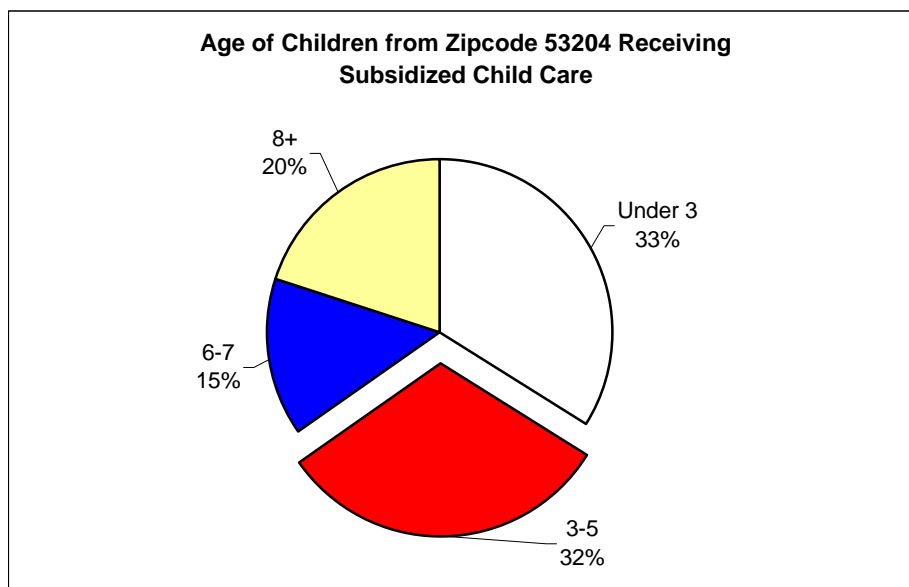
As a planning supplement to the annual count of school children in the city of Milwaukee, the University of Wisconsin-Milwaukee Employment and Training Institute assembled institutional and administrative data bases to help provide a socio-economic analysis of neighborhood issues facing Milwaukee Public School students and their families. This report provides neighborhood drilldowns for Milwaukee zip code 53204.

Contents	<u>Page</u>
Child Care Availability and Subsidies	2
Child Safety: Crime and Traffic Accidents	6
High Incarceration Rates and Returning Prisoners	9
The Housing Crisis Hits Home	11
Public Assistance to Families during the Recession	16
Driver's License Suspensions and Revocations	18
Commuting Patterns	20
Employed Parents with Income Below or Near Poverty	22

Child Care Availability and Subsidies 1996-2009

The Wisconsin Shares program provides child care subsidies for employed parents (and those in approved “W-2” activities), utilizing federal Child Care and Development Funds (CCDF) and Temporary Assistance to Needy Families (TANF). Families are eligible for support if their income is at or below 185% of poverty and may continue to receive support until their income reaches 200% of poverty.

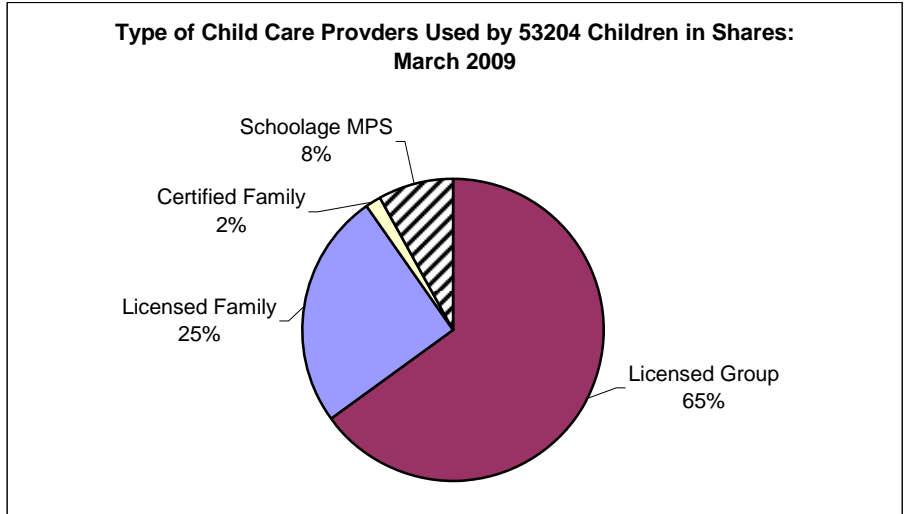
In zip code 53204 a total of 1,163 children received Wisconsin Shares child care subsidies the week of March 15, 2009. Children ages 3 through 5 made up 367 (32%) of the children in care, and another 403 children ages 6 and above were in before and after school care.



Under the Shares program parents may choose among several types of child care: licensed group care (centers licensed by the Wisconsin Department of Children and Families to serve 9 or more children), licensed family care (family providers licensed by the state to serve 4-8 children), certified family care (providers certified by Milwaukee County to care for up to 6 children in their home), and school-age programs operated by Milwaukee Public Schools.¹

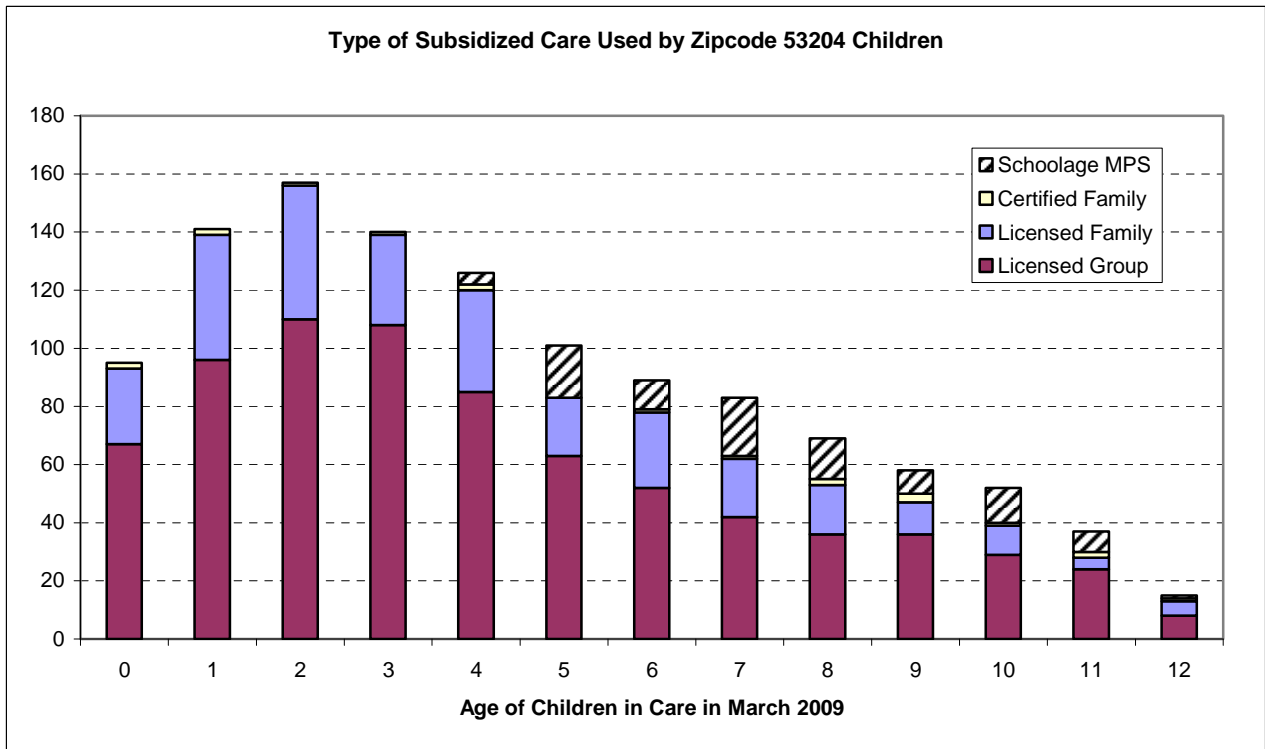
In zip code 53204, two-thirds (65%) of the children were in licensed group centers and a fourth in licensed family care. Only 8% were in MPS school-age child care in March 2009.

¹ “Lead teachers” in licensed group centers must complete only an 80-hour training class (and 25 hours of continuing education each year). “Lead teachers” working with children under age 2 also must take a 10-hour training on infants and toddlers. “Assistant teachers” in group child care centers must complete only a 40-hour child care class (and take 25 hours of continuing education each year). Licensed family providers also must complete a 40-hour training class (and take 15 hours of in-service training each year). Regularly certified providers must complete a 20-hour training class (and take 5 hours of continuing education annually). Provisionally certified providers are not required to complete any training. See the Milwaukee County “Child Care Providers” website at www.county.milwaukee.gov/ChildCare9969/Providers.htm.



Zip Code 53204 Children in Subsidized Care as of March 2009

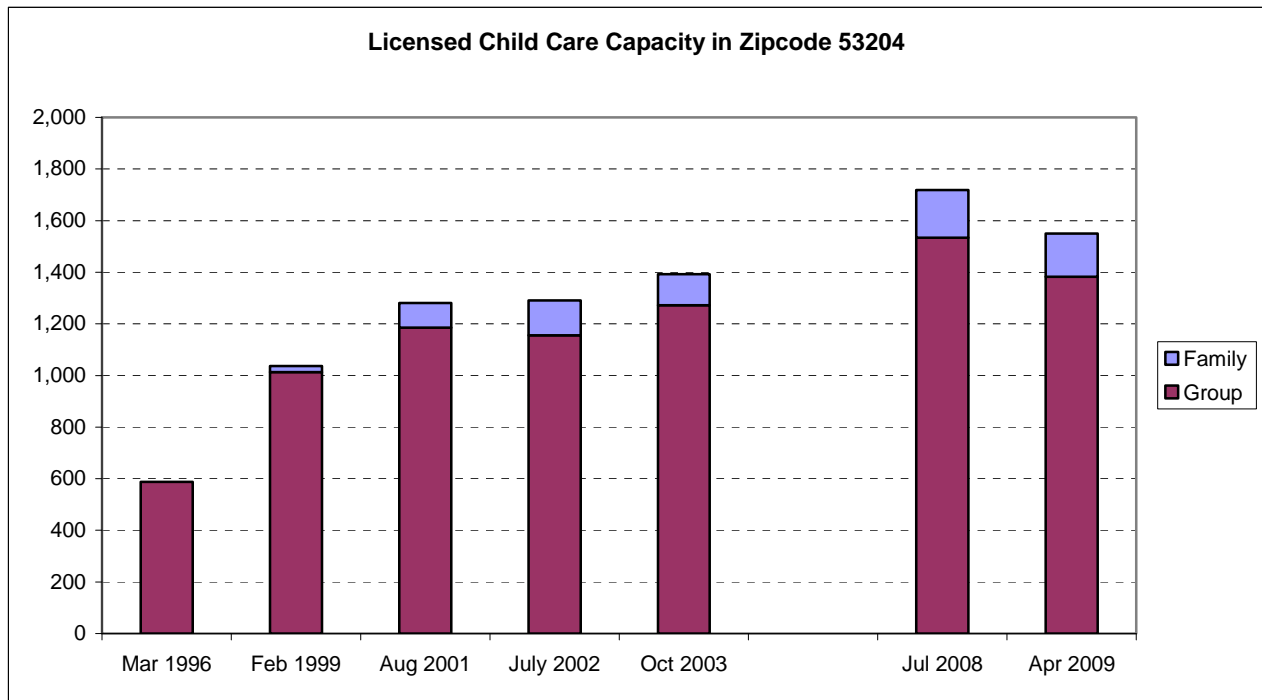
Type of Care	Age as of March 2009:													Total
	0	1	2	3	4	5	6	7	8	9	10	11	12	
Licensed Group	67	96	110	108	85	63	52	42	36	36	29	24	8	756
Licensed Family	26	43	46	31	35	20	26	20	17	11	10	4	5	294
Regularly Certified Family	2	2	1	1	2			1	1	2	1	2	1	16
Provisionally Certified Family							1		1	1				3
Schoolage MPS					4	18	10	20	14	8	12	7	1	94
All	95	141	157	140	126	101	89	83	69	58	52	37	15	1,163



Licensed Child Care Providers Located in Zip Code 53204

The state Department of Health and Family Services had licensed 11 group centers located in zip code 53204, with a licensed capacity for 1,382 children and 21 family providers with a capacity for 168 children as of April 2009. (In addition, parents may place their children in the care of neighbors, friends or relatives and receive subsidy support if the provider has been certified by Milwaukee County as meeting minimum state requirements.)

The capacity of licensed child care has more than doubled since the Wisconsin Shares program was developed using funded through federal Temporary Assistance to Needy Families (TANF) and the Child Care and Development Fund (CCDF).



Licensed Group Centers in Milwaukee Zip Code 53204 (as of April 2009)

<u>Facility Name</u>	<u>Street Address</u>	<u>Capacity</u>	<u>Ages</u>	<u>Days Open</u>
UNITED COMMUNITY CENTER DAY CARE	1028 S 9TH ST	550	3 yrs - 12 yrs	Mon-Fri
LA CAUSA DAY CARE CENTER	809 W GREENFIELD AVE	340	4 wks - 12 yrs	Sun-Sat
DCSC VIRGINIA ST CENTER	647 W VIRGINIA ST	103	6 wks - 12 yrs	Mon-Fri
BOYS & GIRLS CLUB - DAVIS	1975 S 24TH ST	100	6 yrs - 8 yrs	Mon-Fri
GUADALUPE HEADSTART CENTER SOUTH	239 W WASHINGTON ST	75	3 yrs - 12 yrs	Mon-Fri
READING RAINBOW ACADEMY III	2439 W MITCHELL AVE	51	4 wks - 12 yrs	Mon-Fri
ESPERANZA DEL FUTURO CHILD CARE	611 W NATIONAL AVE	50	6 wks - 12 yrs	Mon-Fri
ALICE & WONDERFUL LAND LEARNING CTR	2331 W VIEAU PL	41	4 wks - 12 yrs	Mon-Fri
DE COLORES DAY CARE CENTER	1732 S MUSKEGO AVE	28	6 wks - 12 yrs	Mon-Fri
AUDREY'S LIL ANGELS LEARNING CENTER	2220 W NATIONAL AVE	22	6 wks - 12 yrs	Mon-Fri
RAYITOS DE ESPERANZA CC CENTER LLC	1762 S MUSKEGO AVE	22	6 wks - 7 yrs	Mon-Fri

Licensed Family Centers in Milwaukee Zip Code 53204
(as of April 2009)

<u>Facility Name</u>	<u>Street Address</u>	<u>Capacity</u>	<u>Ages</u>	<u>Days Open</u>
ANAI'S FAMILY DAY CARE CENTER	1931 S 19TH ST	8	6 wks - 12 yrs	Mon-Fri
ANGELES DULCES DAYCARE	2030 S 12TH ST	8	4 wks - 12 yrs	Mon-Fri
COLES LITTLE ANGELS LEARNING CTR	2305 W BURNHAM	8	2 wks - 12 yrs	Mon-Sat
DORAS ANGELS	2027 S 14TH ST	8	6 wks - 12 yrs	Mon-Fri
ELDINES FAMILY CHILD CARE & DEV CTR	833 S 21ST ST	8	4 wks - 13 yrs	Sun-Sat
FIRST STEPS LEARNING CENTER	1448 S COMSTOCK AVE	8	6 wks - 12 yrs	Mon-Fri
IVELISSE CRESPO FAMILY CHILD DC	1820 S 6TH ST	8	4 wks - 12 yrs	Sun-Sat
JEHOVA YIRE FAMILY CHILD CARE CTR	1309 S 19TH ST	8	1 day - 12 yrs	Mon-Fri
KIDS KORNER DAY CARE	1501 W GREENFIELD AVE	8	1 day - 13 yrs	Sun-Sat
LIT'L TOTS DAY CARE	1046 S 23RD ST	8	6 wks - 12 yrs	Mon-Fri
LOAFY LITTLE LOVEBUGS	2611 W ORCHARD ST	8	2 wks - 12 yrs	Mon-Fri
LOPEZ FAMILY DAY CARE	729 S 24TH ST	8	6 wks - 12 yrs	Mon-Fri
MISS SONIA LOVES CHILDREN	609 W MAPLE ST	8	6 wks - 12 yrs	Mon-Fri
PELADITOS	1004 W MADISON ST	8	6 wks - 12 yrs	Sun-Sat
PRECIOUS MOMENT CHILD CARE	1227 S 14TH ST	8	4 wks - 12 yrs	Mon-Fri
PRECIOUS PLAYHOUSE CHILD CARE	1739 S 21ST ST	8	6 wks - 12 yrs	Mon-Fri
SONIA'S STARBRIGHT FAMILY DAY CARE	1572 S 23RD ST	8	6 wks - 10 yrs	Mon-Fri
SUN SHINE DAY CARE	2016 S 17TH ST	8	1 mo - 12 yrs	Mon-Sat
WELLIN'S FAMILY CHILD CARE	1824 S 6TH ST	8	4 wks - 12 yrs	Sun-Sat
WORLD OF FANTASY	2015 S 6TH ST	8	6 wks - 12 yrs	Mon-Fri
X'S AND O'S EDUCATIONAL CHILD CARE	2023A S 13TH ST	8	6 wks - 12 yrs	Sun-Sat

Child Safety: Crime and Traffic Accidents 2008

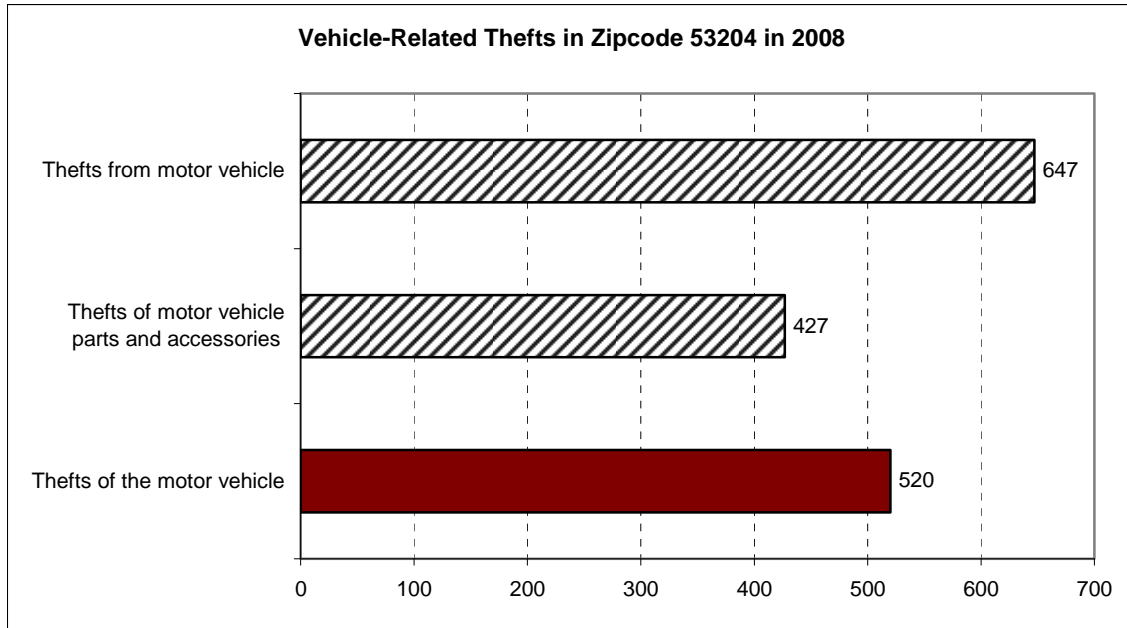
Safety is a primary concern for parents living in inner city neighborhoods where crime remains at high levels and large numbers of traffic accidents are reported.

- In the 2008 calendar year, the Milwaukee Police Department reported 4,420 Class A crimes in zip code 53204, including 271 cases of aggravated assault, 525 cases of simple assault, 381 burglaries, 281 robberies, and 5 homicides.

2008 Crimes Reported in Zip Code 53204	Total Reported
Destruction/damage/vandalism of property	721
Theft from motor vehicle	647
Simple assault	525
Motor vehicle theft	520
Theft of motor vehicle parts/accessories	427
All other larceny	386
Burglary/breaking and entering	381
Robbery	281
Aggravated assault	271
Shoplifting	67
Theft from building	40
Arson	32
Forcible fondling	26
Purse snatching	21
Forcible sodomy	18
Forcible rape	17
Statutory rape	12
Pocket picking	9
Homicide	5
Sexual assault with an object	5
Other	9
Grand Total	4,420

Source: Milwaukee Police Department, posted on the City of Milwaukee COMPASS website.

- Even parking near schools is an issue, with 647 thefts from motor vehicles, 427 thefts of motor vehicle parts and accessories, and 520 thefts of the vehicles themselves reported.



Concerns about the safety of children are heightened by the number of traffic accidents reported in the inner city.

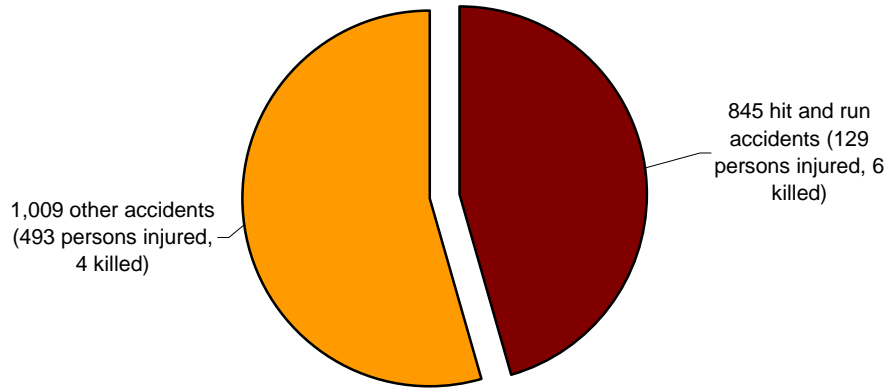
- In 2008, 1,854 traffic accidents were reported in zip code 53204. A total of 622 people were injured in these accidents and 10 were killed.
- In this neighborhood, which includes a high unlicensed immigrant population, nearly half (46%) of the traffic accidents were “hit and run” where the driver did not remain at the scene to aid victims or to report damages.

2008 Traffic Accidents Reported in Zip Code 53204	Total Accidents	Total Persons Injured	Total Persons Killed
Hit and run	845	129	6
Other	1,009	493	4
Total	1,854	622	10
% Hit and Run	46%	21%	60%

Source: Milwaukee Police Department, posted on the city of Milwaukee COMPASS website.

- In 2008 in zip code 53204, 129 people were injured and 6 were killed in accidents involving “hit and run” drivers.

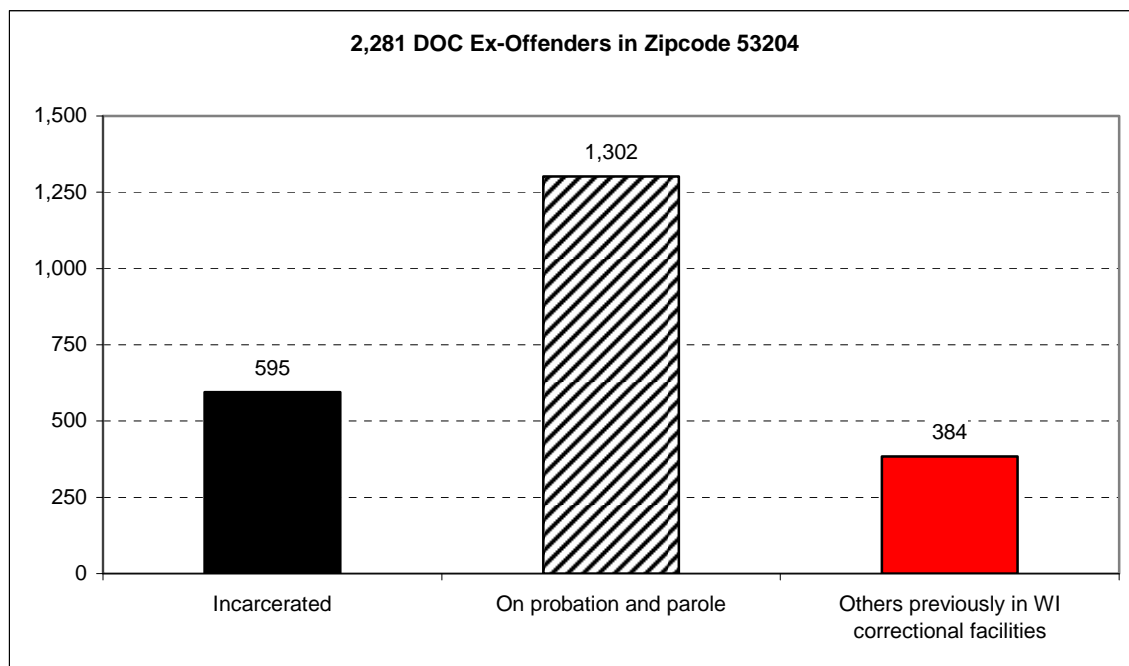
Traffic Accidents in 2008: Zipcode 53204



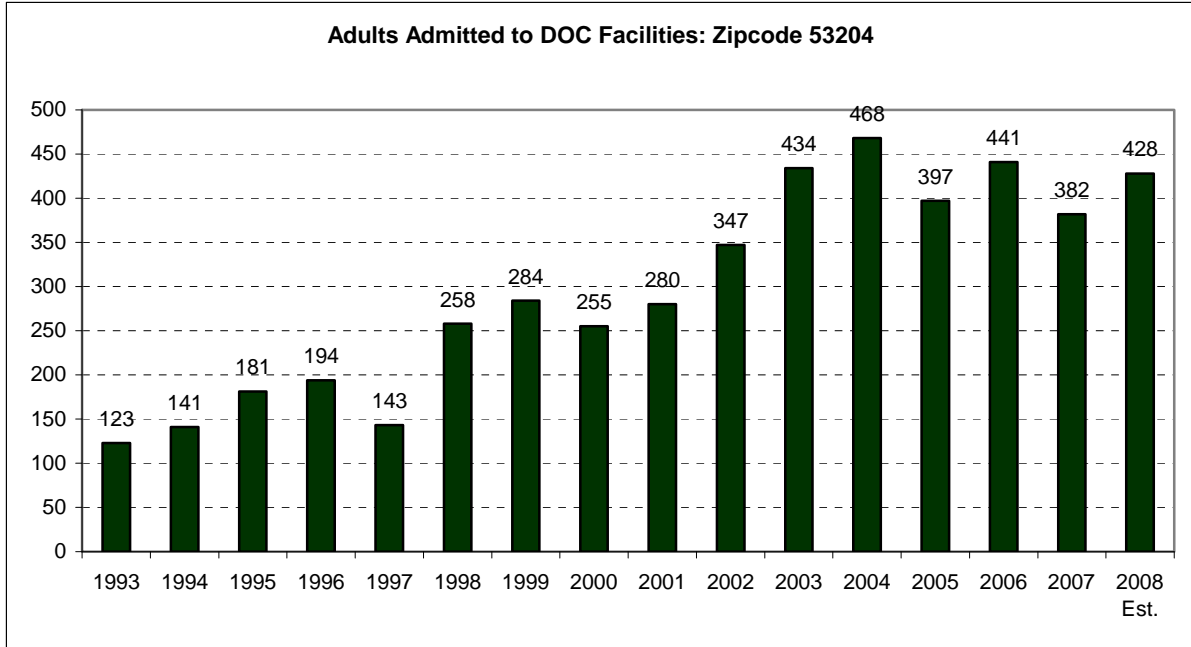
High Incarceration Rates and Returning Prisoners 1993-2009

The absence of many males of prime workforce age and the high numbers of men incarcerated and released from state correctional facilities each year have tremendous impact on the stability and earnings of families. The Department of Corrections (DOC) public inmate data files from January 1993 through August 2008 and the probation and parole file for March 2009 were examined to gain information on adult inmates from state correctional facilities. The DOC files identify individuals in the Wisconsin Department of Corrections system but do not include inmates in the House of Corrections or city jail. Data entries for admission and release from DOC facilities are for any reason, including alternatives to revocation or for temporary probation and parole holds.

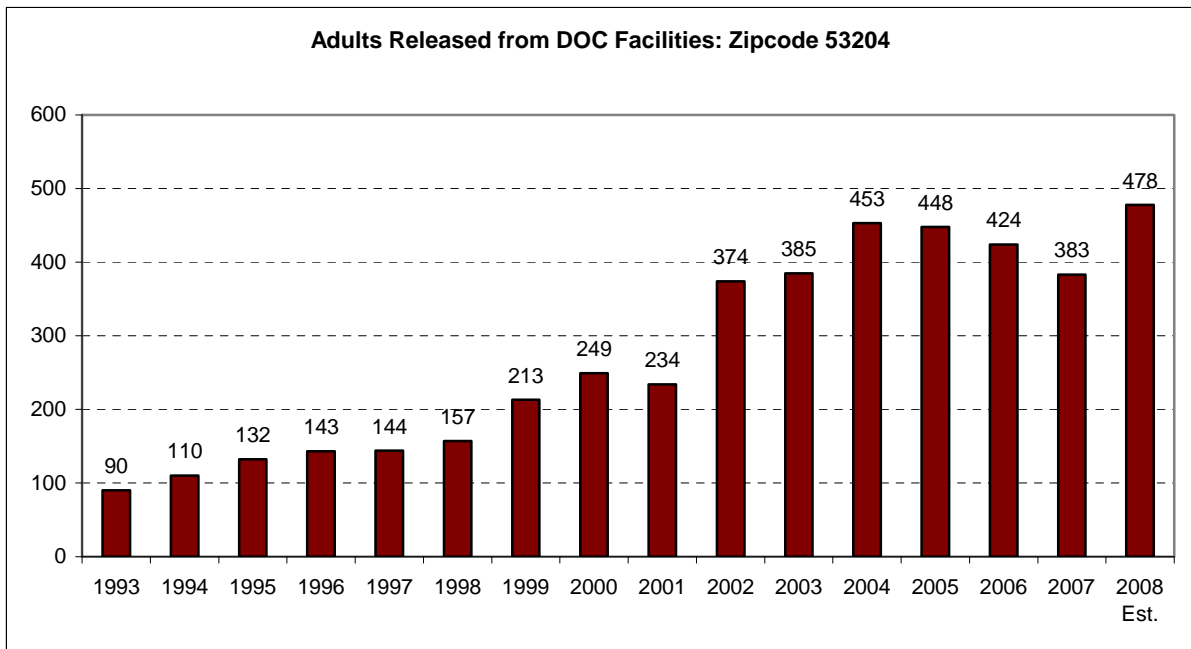
- A total of 2,281 adults from zip code 53204 were in the state corrections system. These were 595 adults incarcerated in state facilities (as of August 2008), 1,302 adults on probation and parole, and another 384 adults who previously were incarcerated (1993-2008). This total is likely on the low end as no address was available for 10% of DOC ex-offenders from Milwaukee County. It is likely that at least some of these ex-offenders are living in the 53204 zip code.



- The number of adults incarcerated from zip code 53204 each year has more than doubled since the mid-1990s. Given high rates of recidivism many adults are incarcerated several times.



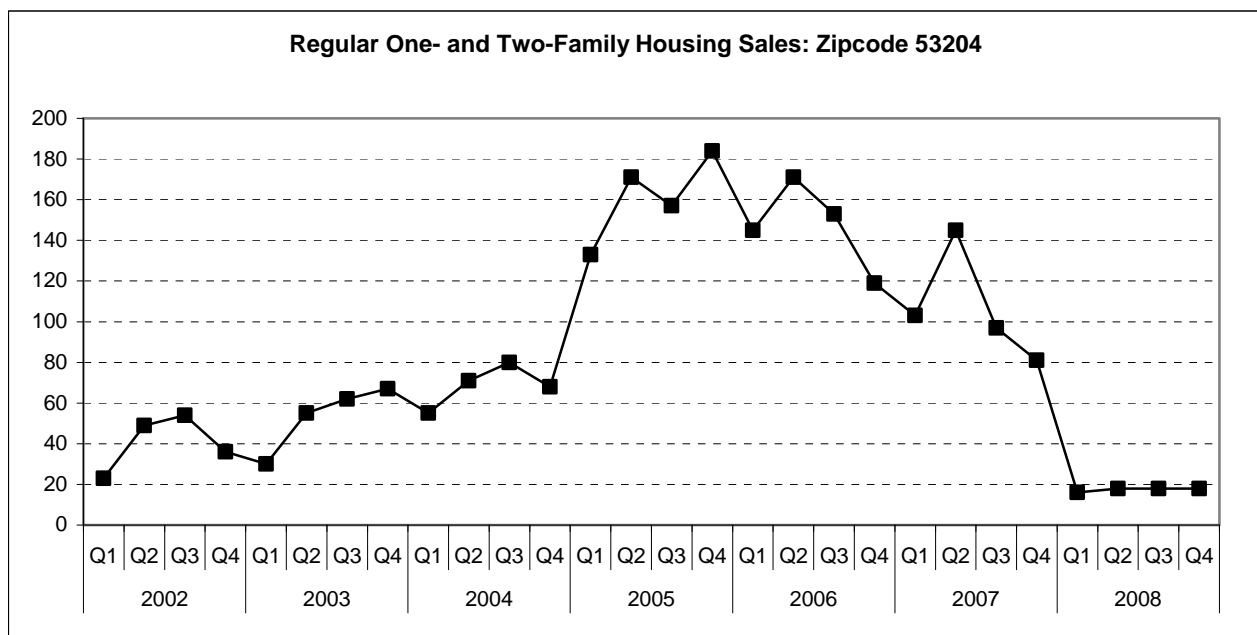
- Since 1993 the number of individuals being released from state adult correctional facilities into zip code 53204 has grown dramatically from 90 in 1993 to 453 in 2004, a 400% increase. Many subsequently returned to prison.



The Housing Crisis Hits Home 1994-2009

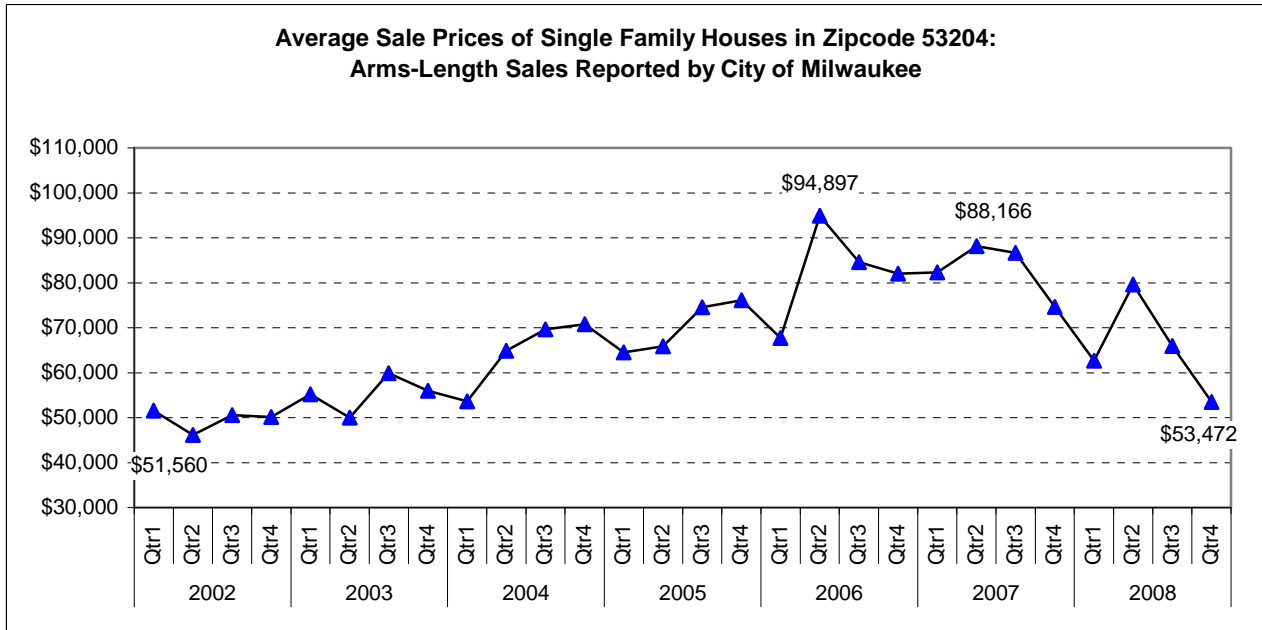
While an analysis of the mortgage crisis in Milwaukee is beyond the scope of this paper, several data sources indicate that the problem has been extremely severe for Milwaukee families and that the effects are far from over. **The mobility rates seen among MPS families can be expected to continue at high rates.** Many home-owning families are unable to meet their mortgage, insurance, property tax, utilities bill and other housing obligations. Renters, already paying large portions of their income for housing, are caught in the middle of foreclosure actions against property owners as well as escalating rents due to rising utility bills and disproportionately high property taxes for inner city properties.

The flurry of housing sales in zip code 53204 reached its peak in 2005 and 2006, declined somewhat in 2007, and by 2008 was down to less than 20 regular housing sales a quarter.

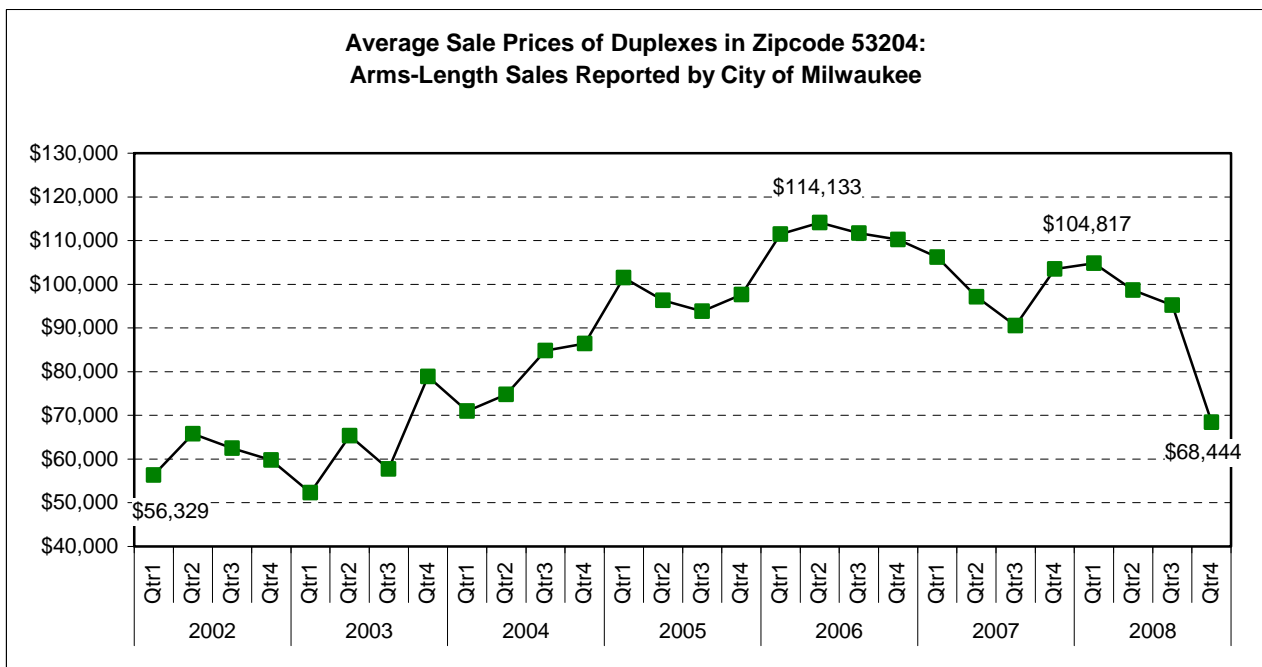


As mortgage funds (including subprime mortgages and adjustable rate mortgages with low initial payment schedules) became readily available and existing homeowners were encouraged to refinance their mortgages to obtain cash for increased “equity” in their homes, the average sales price of single family houses in zip code 53204 reached nearly \$95,000 in the second quarter of 2006, according to City of Milwaukee records on arms-length sales used to establish property assessments.

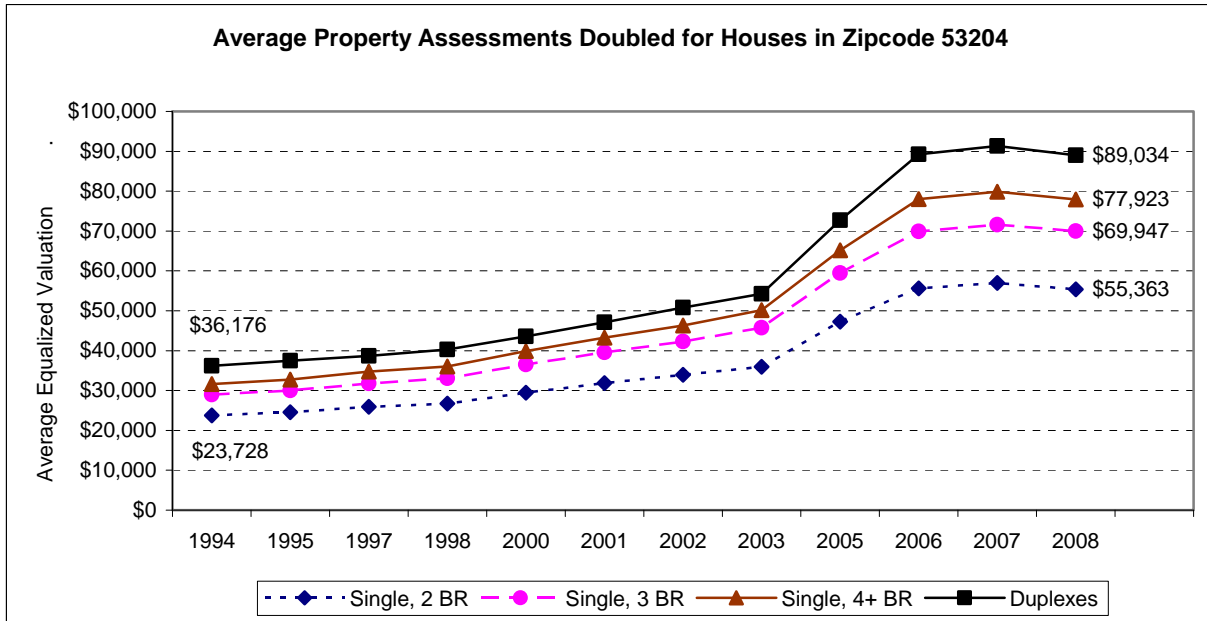
By fourth quarter 2008, sale prices had dropped down to near the levels seen in early 2002 when the subprime mortgage lending activity first started escalating.



Similar patterns were seen for duplexes in zip code 53204. Sale prices for duplexes averaging \$56,000 at the start of 2002 rose to a high average of \$114,000 in second quarter of 2006. At the end of 2008 sale prices were down to a \$68,000 average, only \$12,000 above prices 5-1/2 years earlier.



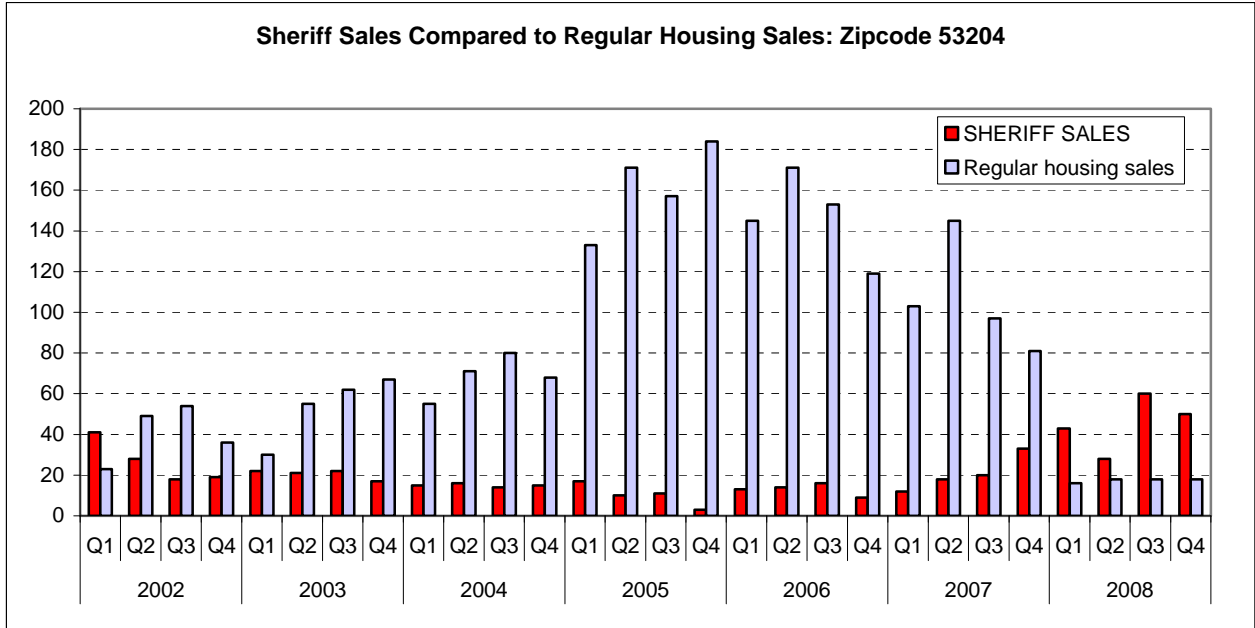
Based on the large increase in real estate prices fueled by the booming mortgage activity in 2005 through 2007, the City of Milwaukee raised property assessments on single family and duplex housing in the zip code. These assessments further raised housing costs for many residents as the inner city took on an increasing share of the total city property tax burden.



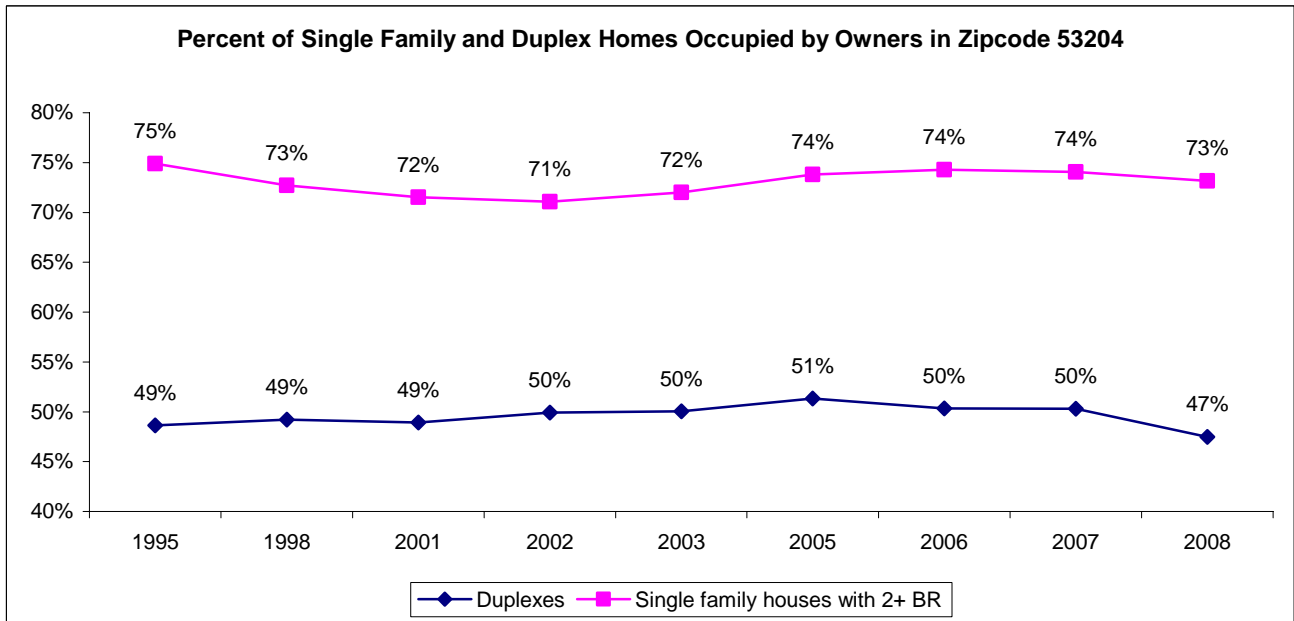
Source: City of Milwaukee Master Property file. Property assessments are converted to full value based on reported equalized assessment ratios

Foreclosure cases filed with the Milwaukee County circuit courts and reaching the Milwaukee County sheriff's office for auction sales were analyzed to shed light on the extent to which the national mortgage crisis reached Milwaukee neighborhoods and MPS families. Each Monday morning the Milwaukee County sheriff holds real estate auctions for houses that have been foreclosed for non-payment of mortgages. The foreclosure cases filed with the Milwaukee County circuit courts and reaching the sheriff for auction sales were analyzed to shed light on the extent to which the national mortgage crisis impacted Milwaukee neighborhoods and MPS families.

The map below shows sheriff sales scheduled in zip code 53204 for the recent period from January 1, 2007 – May 1, 2009. **Nearly every block in the zip code has problem properties reaching the sheriff sale stage.** The properties up for auction are often in severe distress. Some may have already been abandoned, renters may be displaced or uncertain about who owns the property, repairs are frequently delayed, and vandalism is not uncommon.



An apparent immediate impact of the housing crisis is a **drop in home ownership for duplexes**. The home ownership rate for duplexes (where the owner lived in one of the units) dropped from 50% in 2007 to 47% in 2008. Home ownership rates for single family houses with 2 or more bedrooms remained at 73-74% from 2006 to 2008.

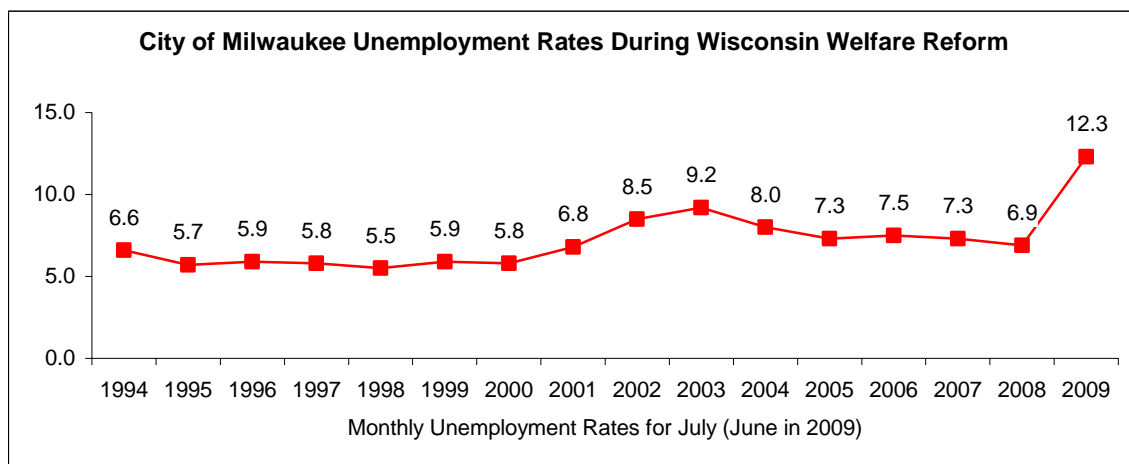


Source: City of Milwaukee property file.

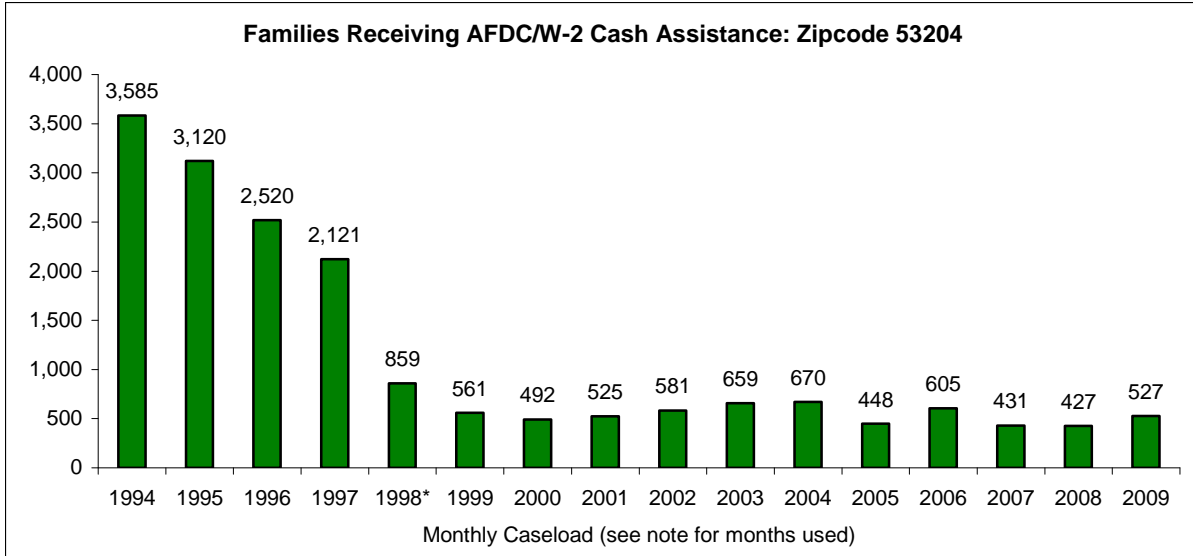
Public Assistance to Families during the Recession 1994-2008

Enrollments in BadgerCare Plus (medical insurance for low-income families and children) and FoodShare benefits (formerly food stamps) have increased substantially over the past year as the economy has worsened, but there has been little change in the number of Milwaukee families receiving “W-2” income support.

- The city of Milwaukee unemployment rate has nearly doubled over the past year, from 6.9% in July 2008 to 12.3% in June 2009, and the number of laid off workers receiving unemployment compensation in Milwaukee County has increased by 30,376 workers. During this period, however, the number of families in zip code 53204 receiving W-2 income support remains very low, increasing by only 100 families from July 2008 to May 2009.

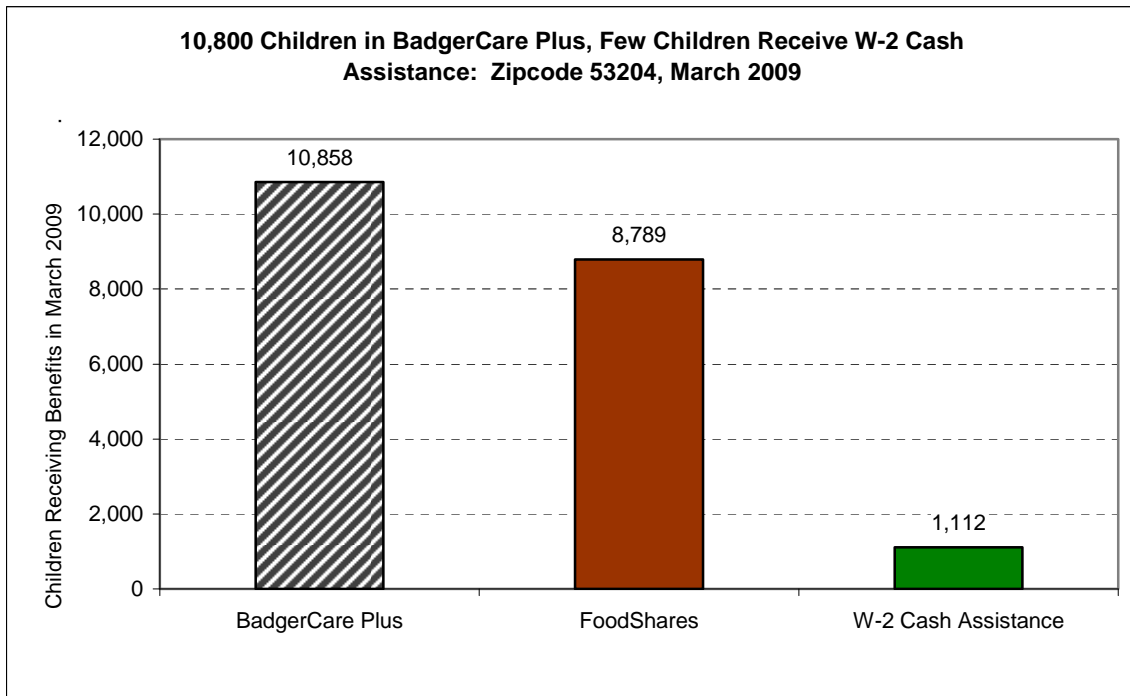


- Fewer families received W-2 income support in May 2009 (when the city unemployment rate reached 12.3%) than three years ago in July 2006 (when the city unemployment rate was at 7.5%). In May 2009 only 527 families in zip code 53204 were receiving W-2 cash assistance; in July 2006 there were 605 families receiving income support.



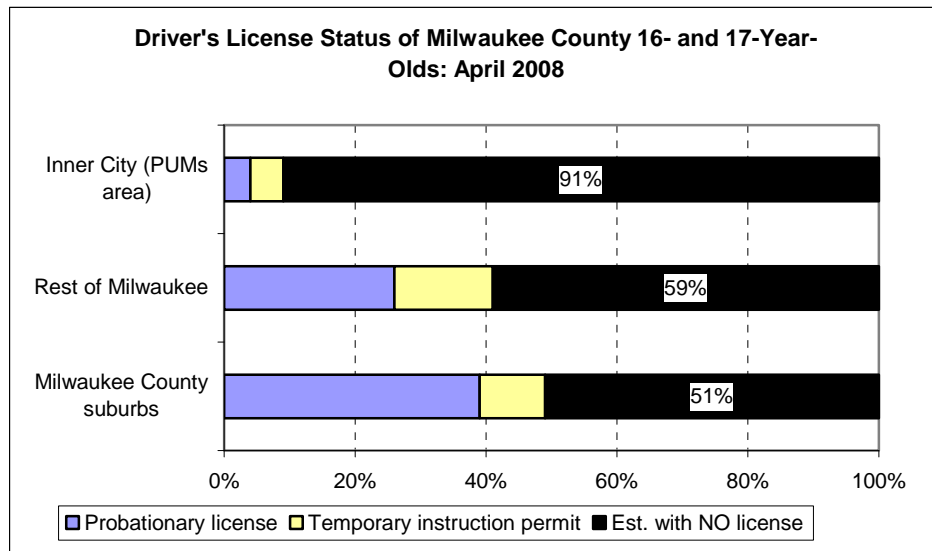
Note: Monthly caseloads shown above are for July for the years 2001-2008 and in other years for March 1994, December 1995, September 1996, June 1997, April 1998, February 1999, April 2000, June 2001, and May 2009.

- The state is making substantial efforts to increase the enrollment of low-income children and families in federal/state medical insurance and FoodShare programs during the economic recession. As of March 2009, 10,858 children were enrolled in BadgerCare Plus and 8,789 children were receiving food stamp benefits in zip code 53204. Only 1,112 children were in families receiving W-2 income support.



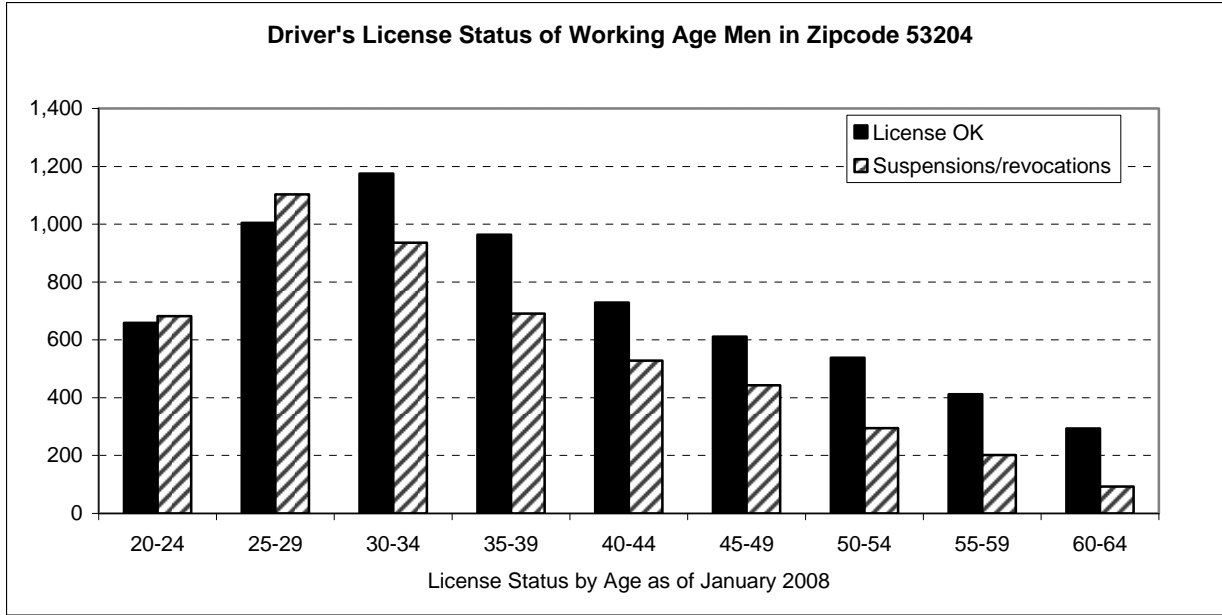
Driver's License Suspensions and Revocations 2008

Only 9% of inner city Milwaukee teens aged 16 and 17 have probationary licenses (4%) or learner's permits (5%), according to U.S. Census population counts and 2008 Wisconsin Department of Transportation (DOT) driver's license files. Most (91%) inner city teens have NO license. By contrast, only 49% of 16- and 17-year-old teens living in the Milwaukee County suburbs have no license.

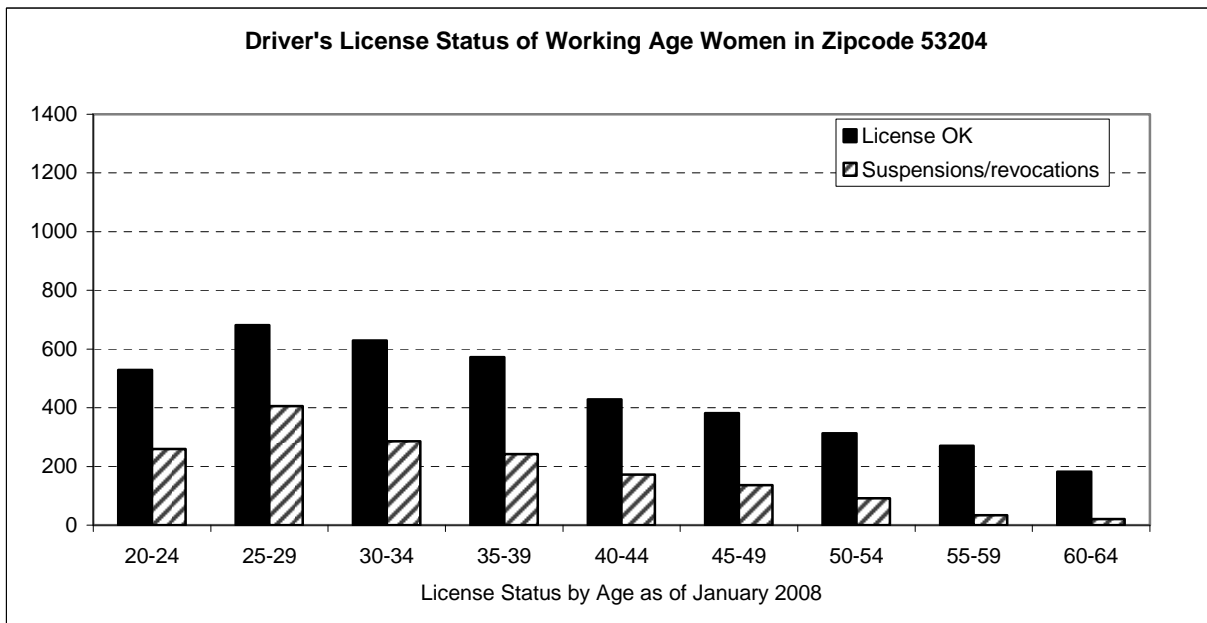


The problems of teens lacking driver's licenses persist into adulthood. Access to private transportation is critical for reaching most jobs in the metro area, yet few teens obtain their licenses while in school and dropouts under age 18 are prohibited from obtaining licenses. A host of factors contribute to the lack of driver's licenses among central city residents: the lack of affordable driver's education programs for teens, the high cost of auto insurance in inner city neighborhoods, lack of vehicles among low-income residents, and high rates of license suspensions and revocations. Minorities are far more likely to have license suspensions and revocations than whites in Milwaukee County where minor vehicle infractions related to older cars ("driving while poor") may turn into felony violations if the individual is stopped while driving with a suspended license.

- In zip code 53204 state DOT files showed 5,102 males and 1,688 females with suspensions and revocations.
- More men ages 20-29 have suspended and revoked licenses than hold clear licenses.



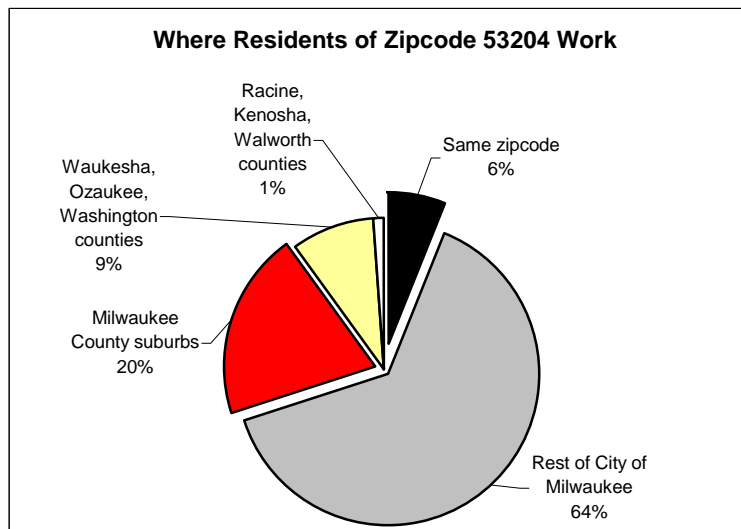
- Fewer women in zip code 53204 have license suspensions and revocations, and fewer women have driver's licenses.



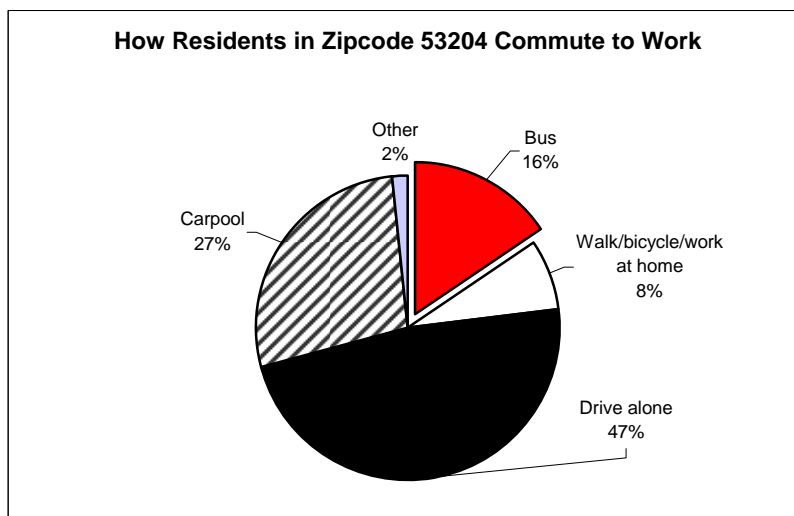
Commuting Patterns 2000 CTPP

The 2000 Census Transportation Planning Package, released in 2004-2005, offered the opportunity to assess the commuting patterns of workers from zip code 53204. The Census coded responses to the long-form questionnaire (issued to one out of 6 households) by address for residence and place of work.

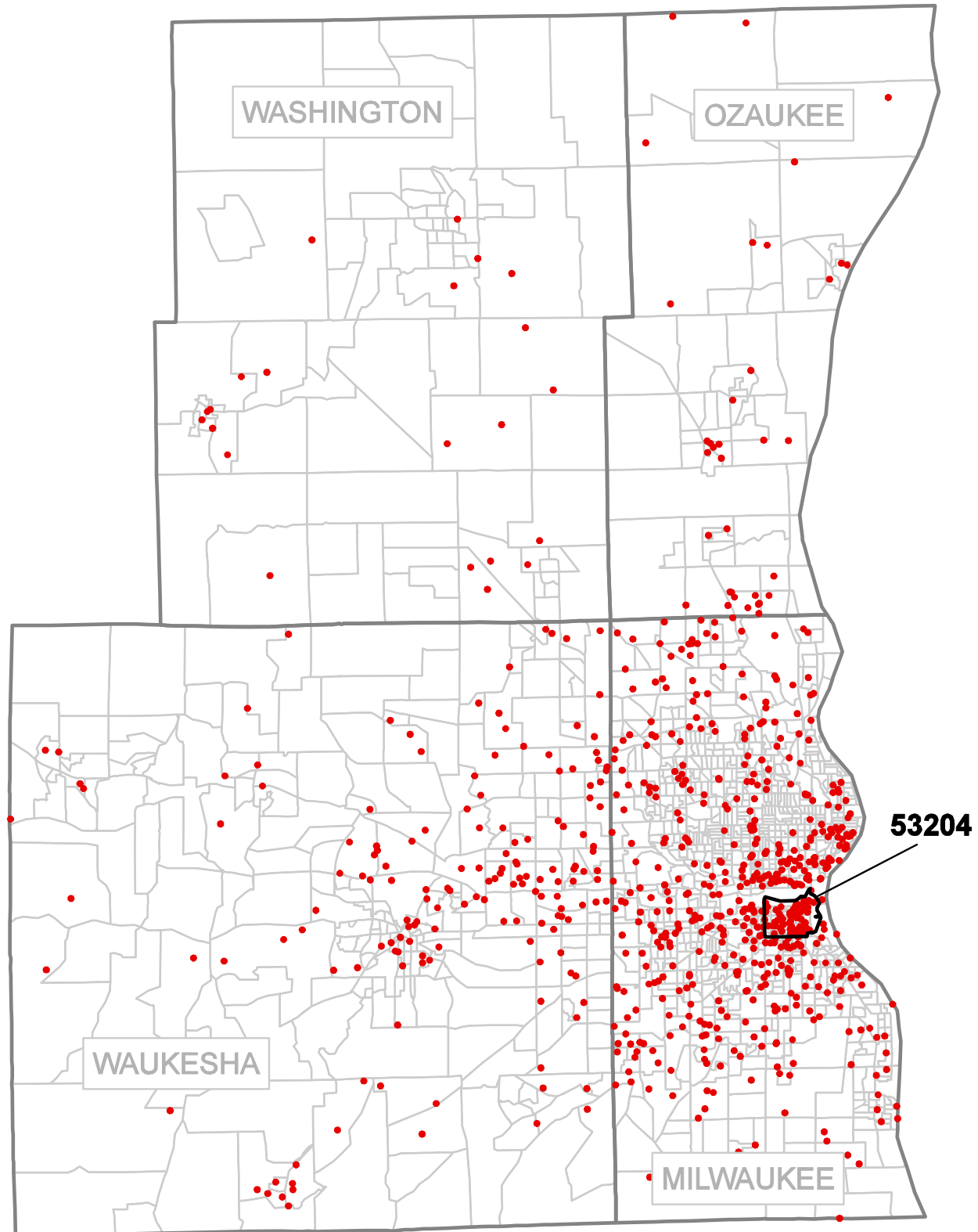
- For most residents of zip code 53204, the labor market was very limited. According to the Census 2000 transportation files, 90% of 53204 residents worked in Milwaukee County, including 70% of 53204 residents who were employed at jobsites within the city of Milwaukee. About 9% of residents had jobs in Waukesha, Ozaukee and Washington (WOW) counties. Almost no residents commuted to Racine, Kenosha and Walworth counties for work.



- Bus transportation is critical for many workers residing in zip code 53204. While nearly half (47%) of resident workers drove to work alone in 2000, 15% (an estimated 2,555 workers) used the bus to get to their jobs. A fifth (21%) of workers with income below 100% of poverty bussed to work.



Where People Work Who Live in Zipcode 53204



Source: U.S. Census 2000 Transportation Planning Package data files (1 dot = 5 workers)
Analysis by Employment and Training Institute, University of Wisconsin-Milwaukee.

Employed Parents with Income Below or Near Poverty 1994-2009

Wisconsin income tax returns were reviewed to assess the income of families with children and living in central city Milwaukee zip codes. These tax data are single and married (non-elderly) filers with dependents for the 2007 tax year based on filings in 2008. As a result the data are far more current than the 2000 U.S. Census (based on 1999 income) and more comprehensive than the American Community Survey for 2005-2007. Federal poverty guidelines and adjusted gross income ranges for non-elderly single and married tax filers with dependents were used to estimate the number of employed parents with income earnings below the poverty level.

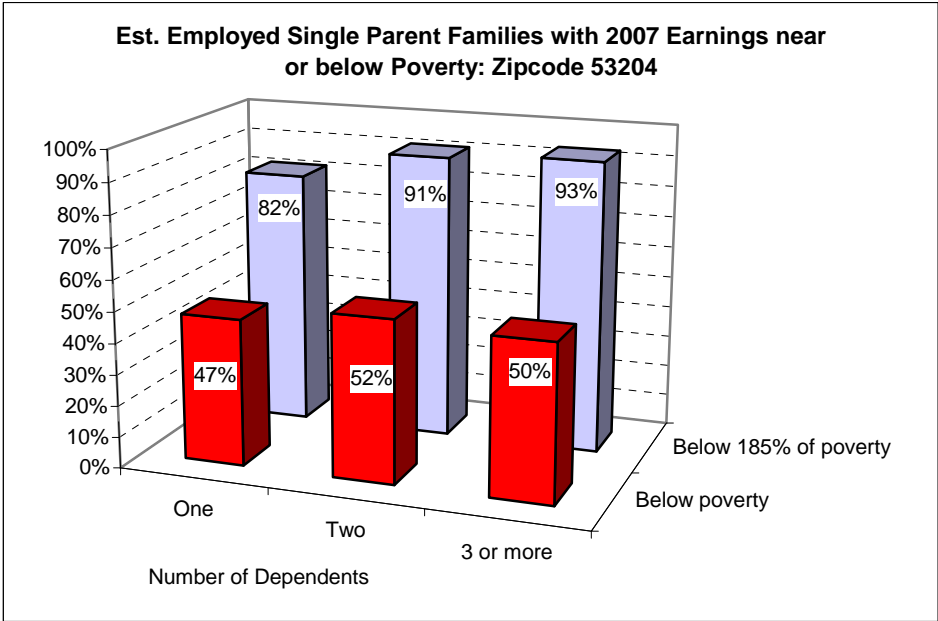
The poverty guidelines reflect the federal government's estimate of the bare minimum required by families to meet their basic needs and are used to determine eligibility for federal support programs. In 2007, the U.S. Department of Health and Human Services set the poverty guidelines at \$13,690 for a 2-person (e.g., parent and 1 child) family and \$17,170 for a 3-person family. The department estimated that it took \$3,480 to support each additional family member in 2007. These very low guidelines were used to determine the number of family tax filers showing income below the poverty line. A second, commonly used federal standard is 185% of poverty (or \$25,327 annual income to support 2 persons, \$31,765 to support 3 persons, and \$38,203 to support a family of four in 2007). The 185% of poverty standard was used to determine eligibility of families for reduced price school lunches and to qualify employed parents for eligibility for the Wisconsin Shares child care subsidy program.

<u>2007 Federal Poverty Standards</u>	<u>Family Size:</u>			
	<u>2-persons</u>	<u>3-persons</u>	<u>4-persons</u>	<u>1 additional person</u>
Poverty level	\$13,690	\$17,170	\$20,650	+\$3,480
130% of poverty (free lunch standard)	\$17,797	\$22,321	\$26,845	+\$4,524
185% of poverty (reduced price lunch standard; eligible for Shares child care subsidies)	\$25,327	\$31,765	\$38,203	+\$6,438

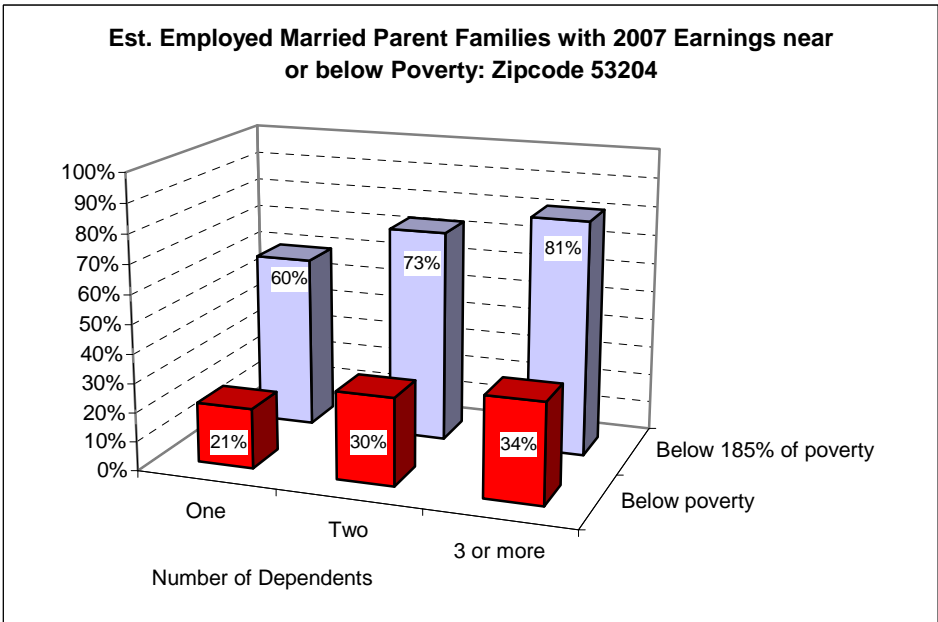
Note: the 2009 federal poverty standards are \$xx for a 2-person family and \$xx for each additional person.

In the city of Milwaukee (as measured by predominantly city zip codes), a majority (62%) of all employed parents with children made below 185% of the poverty level and a third of employed parent filers (with dependent children) have earnings below the poverty level in 2007, according to state tax returns. In the inner city poverty rates and near poverty rates among working families are even higher.

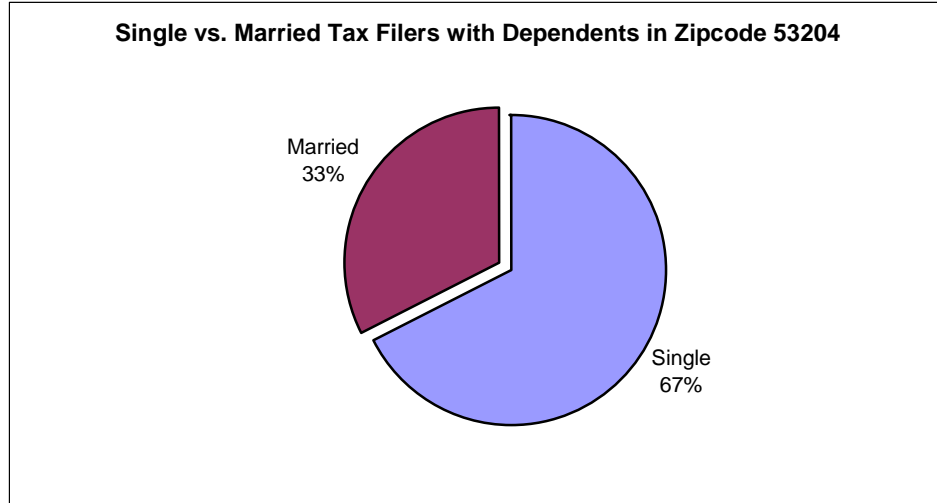
- **For single parent families with dependents, in zip code 53204 in 2007 at least half of the filers had income below the poverty level**, and an estimated 47% of single tax filers with one dependent showed adjusted gross income below the poverty level (\$13,690 for two persons).
- When 185% of poverty (the standard for reduced price school meals) is used, **nearly all (91-93%) of single parents with 2 or more children had inadequate income.**



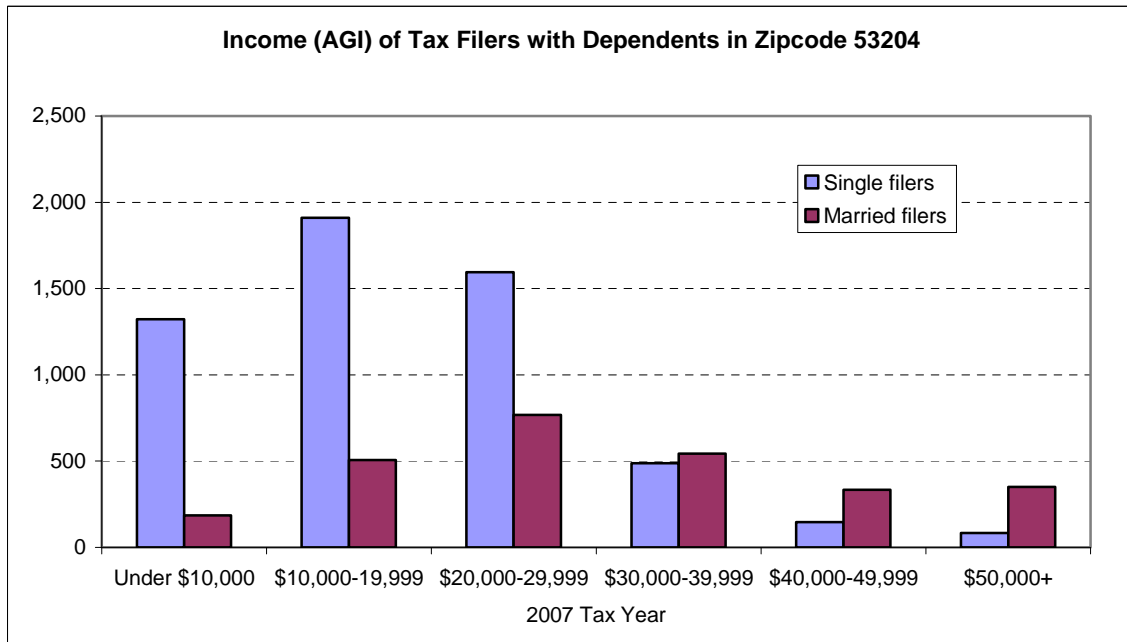
- **Married parent families were far less likely to be living in poverty, particularly those with only one or two children, and often by combining incomes from two adult workers. Even still, 81% of married filers with more than 2 dependents had income below 185% of poverty.**



- The Wisconsin Department of Revenue 2007 tax data showed **only 2,687 married tax filers with dependents compared to 5,546 single tax filers with dependents** in 2007.



- The challenges of securing and maintaining full-time, year-round employment are particularly difficult for lower-income single parents; **1,322 single parents (with dependents) earned less than \$10,000 in 2007** and another 873 earned less than \$15,000.



Earned Income Tax Credit Helps Families

Federal and state earned income tax credits offer a substantial boost to employed parents at the lower end of the wage scale. The federal earned income tax credit (EIC) offers a tax benefit to help reduce the payroll and social security tax burdens and to supplement wages for low and moderate income working families and single persons. Wisconsin has been a leader in providing a state credit for families.² For this analysis federal credits were estimated based on Wisconsin usage ratios.

- In zip code 53204, a total of **3,353 families were helped by the EIC**, or 41% of all single and married tax filers with dependents.
- The share of families receiving the EIC is lowest in this zip code among inner city neighborhoods, in large part because of the number of immigrant families ineligible for the credit.

Zip Code 53204 Parents Receiving the Earned Income Tax Credit (EIC) in 2007

Families receiving the EIC	3,353
Average state credit	\$498
Est. average federal credit	\$3,016
Average federal and state credit	\$3,514
% of family tax filers helped	41%

- **Zip code 53204 has a large number of taxpayers who are not legal immigrants.** According to 2006 federal tax returns, 27%, or 3,478 out of the 12,966 income tax filers (including single persons and adults with dependents) in zip code 53204 are using TINs (taxpayer identification numbers) rather than SSNs (social security numbers). The TINs allow non-legal immigrants to obtain their overpaid tax withholdings but cannot be used by parents to apply for the earned income tax credit. An unknown number of additional non-legal immigrants do not file state or federal tax returns, forfeiting all of their overpaid tax withholdings.³

² For those employed family tax filers who claim the credit, Wisconsin adds 4% to the federal credit for families with one qualifying child, 14% to the federal credit for families with two qualifying children, and 43% to the federal credit for families with three or more qualifying children.

³ The 2006 federal income tax data on TINs were obtained from The Brookings Institute “EITC Interactive: User Guide and Data Dictionary” website at www.brookings.edu/metro/EITC/EITC-Data.aspx.

*The summary report on **Socio-Economic Analysis of Neighborhood Issues Facing Milwaukee Public Schools Students and Their Families** and analyses of other zip codes are available online at www.eti.uwm.edu.*