


2012

Suspension and Revocation Status Report for Milwaukee County

John Pawasarat

University of Wisconsin - Milwaukee, pawasara@uwm.edu

Follow this and additional works at: https://dc.uwm.edu/eti_pubs

 Part of the [Criminology and Criminal Justice Commons](#), [Public Policy Commons](#), [Race and Ethnicity Commons](#), [Transportation Commons](#), and the [Work, Economy and Organizations Commons](#)

Recommended Citation

Pawasarat, John, "Suspension and Revocation Status Report for Milwaukee County" (2012). *ETI Publications*. 17.
https://dc.uwm.edu/eti_pubs/17

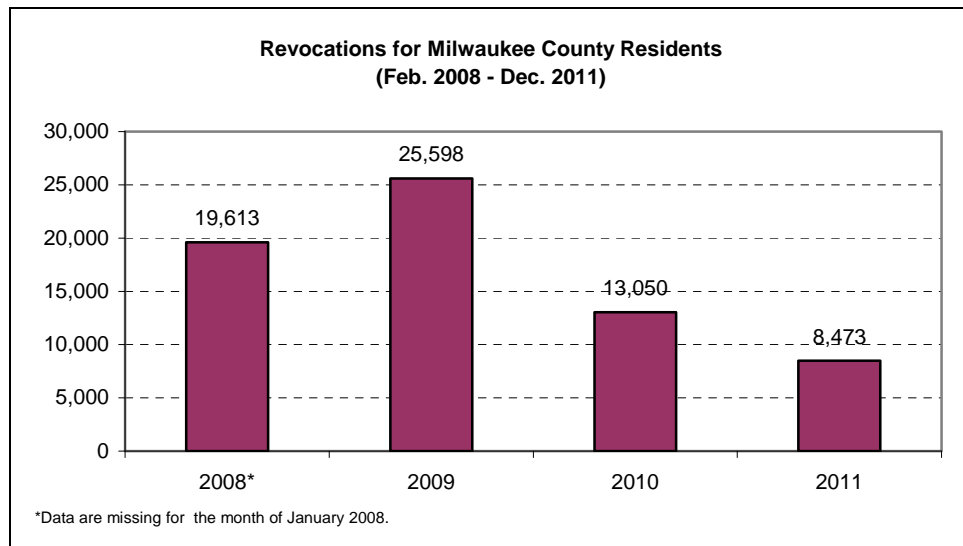
This Technical Paper is brought to you for free and open access by UWM Digital Commons. It has been accepted for inclusion in ETI Publications by an authorized administrator of UWM Digital Commons. For more information, please contact open-access@uwm.edu.

Suspension and Revocation Status Report for Milwaukee County

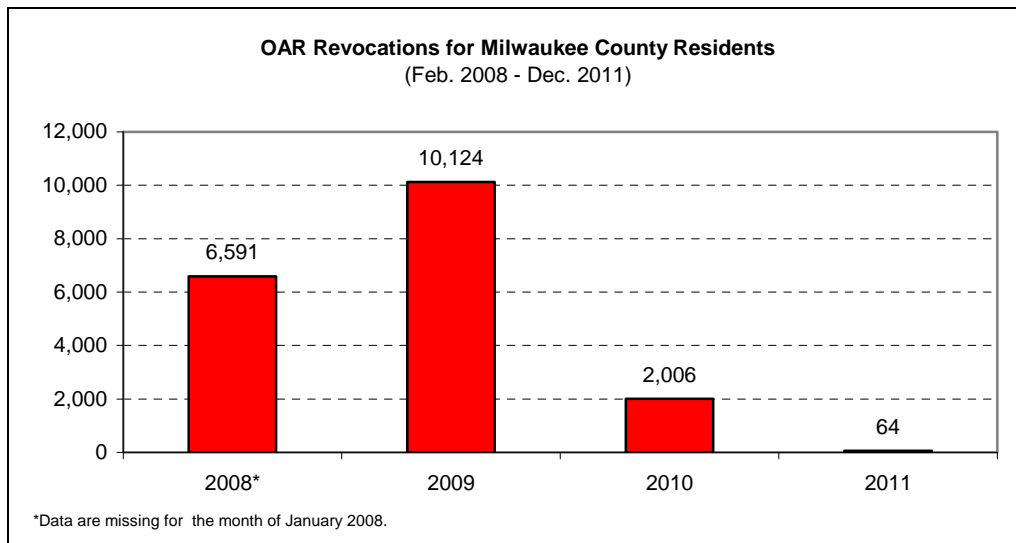
Prepared by John Pawasarat, Employment & Training Institute, University of Wisconsin-Milwaukee, May 2012

Suspension and revocation records were compiled for Milwaukee County residents using a series of license and suspension/revocation files from the Wisconsin Department of Transportation. Notable changes were observed in number and patterns of charges.

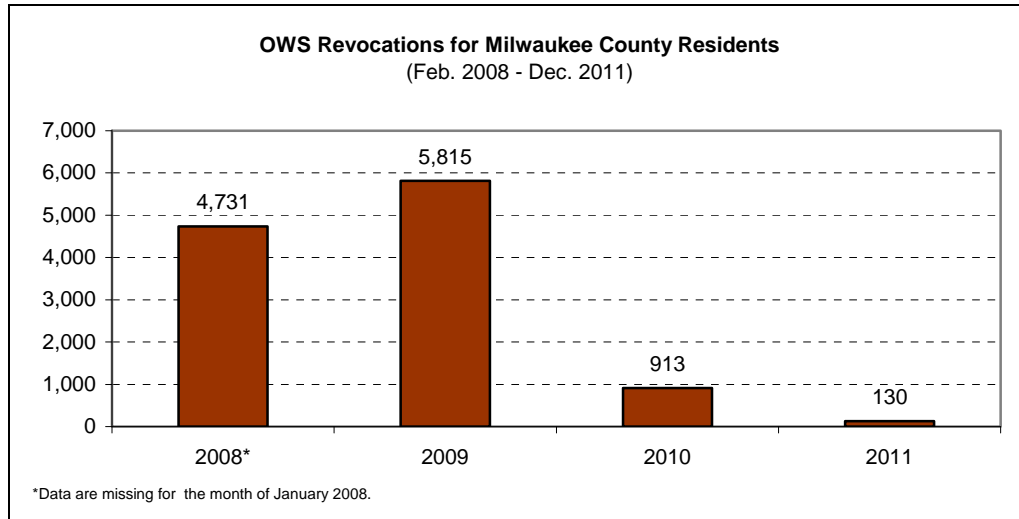
1. Total revocations for Milwaukee County residents decreased by 35 percent from 2010 to 2011 and by 67 percent from 2009 to 2011.



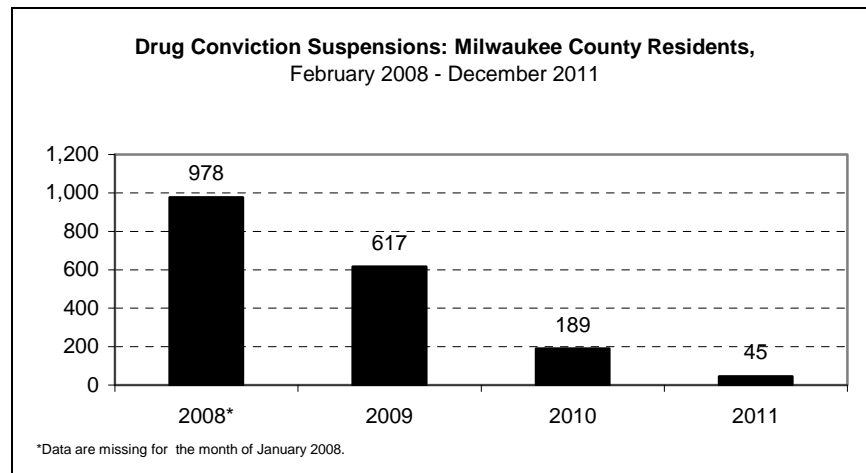
2. The elimination of mandatory revocations for OAR (operating after revocation) charges, a policy reform initiated by the Center for Driver's License Recovery & Employability, reduced the number of OAR revocations from 10,124 in 2009 to 64 in 2011.



3. The legislative reforms also led to a very large reduction in revocations for OWS (operating while suspended), which dropped from 5,815 revocations issued in 2009 down to 130 in 2011.



4. Drug conviction suspensions have all but been eliminated, under legislative reforms initiated by the CDLRE, dropping from 978 suspensions in 2008 (February through December) to 45 in 2011.



5. Suspensions for failure to pay forfeitures (FPF) remain high in Milwaukee County, with 97,036 suspensions in 2011. The failure to pay forfeiture suspension charges made up a majority (73 percent) of all suspensions in 2011.



6. The Wisconsin Department of Transportation provides published summary statewide data on the combined total of suspensions and revocations by charge each year. Over the last ten years the number of suspensions for failure to pay forfeitures has nearly doubled in Wisconsin from 120,911 in 2001 to 220,453 in 2011.

The tables below show the data by suspension and revocation charge for Milwaukee County from 2008 through 2011. A table of published data from the Wisconsin Department of Wisconsin showing ten-year trends in suspensions/revocations is provided for context.

Revocations to Milwaukee County Residents: Feb. 2008 – Dec. 2011

CHARGE	Code	2008*	2009	2010	2011	Total*
TOTAL		19,613	25,598	13,050	8,473	66,734
Operating under influence of intoxicant or con. sub.	OWI	4,423	5,037	5,222	4,269	18,951
Operating after revocation	OAR	6,591	10,124	2,006	64	18,785
Operating while suspended	OWS	4,731	5,815	913	130	11,589
Noncompliance with assessment interview	NCI	1,601	2,069	2,161	1,906	7,737
Noncompliance with driver safety plan	NCP	797	985	1,016	1,062	3,860
Prohibited alcohol concentration	PAC	464	527	564	311	1,866
Insurance cancelled	INC	304	326	356	154	1,140
Implied consent	IC	184	167	239	217	807
Attempt to elude officer	AEO	169	142	114	60	485
Habitual traffic offender	HTO	106	122	140	97	465
Vehicle used in commission of felony	VUF	45	147	123	82	397
Noncompliance arrest while in plan	NCA	87	62	114	58	321
Operating while intoxicated causing injury	OII	41	37	34	33	145
Failure to stop after accident	FSA	33	12	7	8	60
Great bodily harm	GBH	3	4	13	7	27
Negligent homicide intoxicated	NHI	5	4	9	6	24
Operating while intox.-controlled substance	OCS	8	5	6	2	21
Repeat HTO	RHT	7	6	6	2	21
Commercial operating while intoxicated	CWI	4	3	3	3	13
Reckless driving	RD	2	3	3		8
Negligent homicide	NH	5		1	1	7
Operating while disqualified	OWD	2	1			3
Commercial negligent homicide intoxicated	CHI				1	1
Commercial implied consent	CIC	1				1

*Note: Suspension/revocation data are missing for the month of January 2008.

Suspensions to Milwaukee County Residents: Feb. 2008 – Dec. 2011

CHARGE	Code	2008*	2009	2010	2011	TOTAL*
TOTAL		103,538	123,644	142,414	134,283	503,879
Failure to pay forfeiture	FPF	61,472	86,046	98,379	97,036	342,933
Driver record	DR	13,482	15,556	23,112	18,848	70,998
Failure to pay forfeiture-juvenile	FPJ	15,414	8,070	6,883	5,663	36,030
Blood alcohol concentration	BAC	3,506	4,083	4,134	3,451	15,174
Insurance cancelled	INC	3,947	3,964	4,192	1,910	14,013
Damage judgment accruing from negligent operation	DJN	950	1,098	1,271	1,426	4,745
Safety responsibility revocation/suspension of registration	SRR	955	1,055	854	757	3,621
Operating while suspended	OWS	584	522	950	687	2,743
Safety responsibility - revocation/suspension	SR	690	713	596	525	2,524
Failure to pay support	FPS	277	638	492	1,032	2,439
Drug convictions	D	978	617	189	45	1,829
Underage alcohol	UAL	462	429	377	329	1,597
Speeding excess	SE	137	126	115	133	511
Operating after revocation	OAR	51	74	228	71	424
Truancy	T	71	74	109	163	417
DJN default on PIAG	DPI	53	82	71	162	368
DJN default on CIAG	DCI	75	103	96	87	361
SRR default on installment	SDD	78	83	84	80	325
Juvenile alcohol	JA	87	63	57	67	274
Underage alcohol operation	UAO	50	44	55	29	178
SR default on installment	SRD	37	46	40	39	162
Serious violation-occupational license	SVO	33	41	27	19	120
Noncompliance with assessment fee	NCF	26	32	21	14	93
DJN bankruptcy case dismissed	DJB	11	12	10	11	44
Illegal use of operator's license	IUL	19	4	6	7	36
Noncompliance pay treatment fee	NCT	4	11	15	5	35
Out of state judgment certified by state	OSJ	8	7	8	5	28
Failure to yield right of way	FYR	5	8	2	7	22
Reckless driving	RD	3	2	7	5	17
Failure to pay non-traffic	FPN	4	5	6	2	17
Juvenile controlled substances	JCS	4	7	1	5	17
Defective speedometer	DS	3	7		1	11
Underage ID	UID		3	5	2	10
Operating without driver license	OWL	4	2	3		9
Falsified application	FA	7	1		1	9
Insurance filed	INF	5	2	1	1	9
Speeding excess intermediate	SI	4	1	1	2	8
Operating while registration suspended	ORS	3	1	1	2	7
Operating under influence of intoxicant or con. sub.	OWI	2	1	3		6
License not on person	LNP	5	1			6
Unregistered vehicle	UV	4		1		5
Compulsory insurance - no insurance	CNI				5	5
Commercial administrative suspension	CAC	1	1	2	1	5
SR out of state	OSS	4		1		5
Other charges		23	9	9	9	50

* Note: Suspension/revocation data are missing for the month of January 2008.

Withdrawals by Reason of Conviction for Milwaukee County Residents: Feb. 2008 – Dec. 2011
(includes both suspensions and revocations)

Charges – Suspensions and Revocations	Code	2008*	2,009	2,010	2,011	Total*
TOTAL		123,151	149,242	155,464	142,756	570,613
Failure to pay forfeiture	FPF	61,472	86,046	98,379	97,036	342,933
Driver record	DR	13,482	15,556	23,112	18,848	70,998
Failure to pay forfeiture-juvenile	FPJ	15,414	8,070	6,883	5,663	36,030
Operating after revocation	OAR	6,642	10,198	2,234	135	19,209
Operating under influence of intoxicant or con. sub.	OWI	4,425	5,038	5,225	4,269	18,957
Blood alcohol concentration	BAC	3,506	4,083	4,134	3,451	15,174
Insurance cancelled	INC	4,251	4,290	4,548	2,064	15,153
Operating while suspended	OWS	5,315	6,337	1,863	817	14,332
Noncompliance with assessment Interview	NCI	1,601	2,069	2,161	1,906	7,737
Damage judgment accruing from negligent operation	DJN	950	1,098	1,271	1,426	4,745
Noncompliance with driver safety plan	NCP	797	985	1,017	1,062	3,861
Safety Responsibility revocation/suspension of registration	SRR	955	1,055	854	757	3,621
Safety Responsibility - revocation/suspension	SR	690	713	596	525	2,524
Failure to pay support	FPS	277	638	492	1,032	2,439
Prohibited alcohol concentration	PAC	464	527	564	311	1,866
Drug convictions	D	978	617	189	45	1,829
Underage alcohol	UAL	462	429	377	329	1,597
Implied consent	IC	184	167	239	217	807
Speeding excess	SE	137	126	115	133	511
Attempt to elude officer	AEO	170	142	114	61	487
Habitual traffic offender	HTO	106	122	140	97	465
Truancy	T	71	74	109	163	417
Vehicle used in commission of felony	VUF	45	147	123	82	397
DJN default on PIAG	DPI	53	82	71	162	368
DJN default on CIAG	DCI	75	103	96	87	361
SRR default on installment	SDD	78	83	84	80	325
Noncompliance Arrest while in Plan	NCA	87	62	114	58	321
Juvenile alcohol	JA	87	63	57	67	274
Underage alcohol operation	UAO	50	44	55	29	178
SR default on installment	SRD	37	46	40	39	162
Operating while intoxicated causing injury	OII	41	37	34	33	145
Serious violation-occupational license	SVO	33	41	27	19	120
Noncompliance with Assessment Fee	NCF	26	32	21	14	93
Failure to stop after accident	FSA	34	12	7	8	61
DJN bankruptcy case dismissed	DJB	11	12	10	11	44
Defective operator's license	DL	19	7	6	7	39
Noncompliance pay treatment fee	NCT	4	13	15	2	34
Operating while intoxicated by state	OBI	8	2	8	5	23
Established operation	ESH	3	4	13	7	27
Reckless driving	RF	5	2	10	5	22
Negligent homicide intermediate	SHI	3	4	9	2	18
Negligent homicide of way	NYR	5	8	2	7	22
Operating while Registered Substance	OBS	8	5	6	2	21
Repeat hit on person	RHP	3	6	6	2	17
Failure to pay vehicle traffic	ERN	4	5	6	2	17
Operating while under substance	OS	4	7	1	5	17
Commercial operation while suspended	CAC	4	3	2	3	12

SR out of state	OSS	4		1		5
No or improper lights	IL	2			2	4
Loaning of license	LOL	1	2	1		4
Obstructing traffic	OT	3	1			4
Speeding	S		2	1	1	4
Illegal turn	IT	2	1	1		4
Failure to fasten seat belt	FFS	2		2		4
Intoxicant in vehicle carrying underage person	IIV	2		1		3
Operating while disqualified	OWD	2	1			3
Altered driver license	ADL	1	1			2
Failure to obey traffic sign or signal	FOS	1	1			2
Violation of restriction	VOR	2				2
Failure to stop after accident-unattended vehicle	FSU	1			1	2
Duty upon striking property	DSP	1			1	2
Found delinquent	FD	1				1
Following too closely	FTC			1		1
Failure to keep vehicle under control	FVC				1	1
Child safety restraint	CSR		1			1
Intoxicant in vehicle-operator	IVO	1				1
Commercial negligent homicide intoxicated	CHI				1	1
Commercial implied consent	CIC	1				1
Commercial speeding excess (20 or more over)	CSE				1	1
Compulsory insurance - no proof of insurance	CNP			1		1
GDL passenger violation	GPV				1	1
Signal violation	SVL	1				1

* Note: Suspension/revocation data are missing for the month of January 2008.

**Revocations or Suspensions by Reason of Convictions:
State of Wisconsin, 2001 – 2011**

[from DOT published tables]

Charge	2001	2002	2003	2004	2005	2006	2007	2008	2009	2010	2011	Total
ACF Accident conviction fatal					7	63				2	0	72
ADL Altered driver license	2	4	7	7	5	3	5	2	1			36
AEO Attempt to elude officer	593	613	578	601	515	716	518	557	560	480	373	6,104
BAC Blood alcohol concentration	27,948	30,891	29,607	32,961	31,474	31,978	30,441	31,812	31,510	27,856	24,064	330,542
BI Backing illegally	1	1			1				1			4
CA Commercial alcohol	4	7	5	4	4	7	4	4	2	2	1	44
CAC Commercial administrative suspension	93		22	37	61	17	12	12	7	16	7	284
CAD Commercial alcohol causing death	1											1
CAI Commercial alcohol causing injury										1		1
CBH Commercial OWI causing great bodily harm						1			1			2
CCS Commercial OWI-controlled substance							1			1		2
CFS Commercial failure to stop after accident				1	1		1	1				4
CFU Commercial-FSA-unattended vehicle						1						1
CHI Commercial negligent homicide intoxicated					1						2	3
CIC Commercial implied consent			4	3	4	2	9	3	1			26
CII Commercial OWI causing injury		1	1		2	1		1		1		7
CNI Compulsory insurance - no insurance										1	9	10
CNP Compulsory insurance - no proof											2	2
COO Commercial 0.0 - not a drop						1	1			1		3
CPB Commercial possession of intox. beverage										1		1
CPI Commercial passing illegally					1			1		1		3
CRD Commercial reckless driving		1	1				1	1	2			6
CSE Commercial speeding excess (20 or more over)	3	8	4		4	5	5	4		2	3	38
CSI Commercial speeding intermediate (15-19 over)							1					1
CSR Child safety restraint		1	3					1	1			6
CTF Commercial too fast for conditions					1							1
CUL Commercial unlawful license	1							1				2

Charge	2001	2002	2003	2004	2005	2006	2007	2008	2009	2010	2011	Total
CVF Commercial vehicle used in commission of felony	1	1	1					1				4
CWI Commercial operating while intoxicated	28		35	65	150	106	97	74	65	48	18	686
D Drug convictions	8,130	12,162	11,710	12,612	11,347	14,849	11,406	10,974	8,586	1,663	353	103,792
DCI DJN default on CIAG		273	293	292	275	269	237	217	271	219	226	2,572
DJB DJN bankruptcy case dismissed		27	18	15	30	12	8	16	18	11	18	173
DJN Damage judgment accruing from negligent oper.	3,226	3,385	3,123	3,511	2,999	2,472	2,192	2,525	2,751	3,076	3,390	32,650
DLT Deviating from lane of traffic	1	1	2	1	2	3	3	1	1	2		17
DOF Deface or obstruct official sign					1		1		1	2	2	7
DOW Driving over walk				2				1				3
DPI DJN default on PIAG		243	238	265	251	250	198	295	377	274	457	2,848
DQF Disqualification	110	387	439	273	418	2,672	3,037	3,683	3,989	4,492	3,525	23,025
DR Driver record	41,247	35,501	34,273	35,310	29,868	33,569	29,102	37,987	44,439	53,966	50,790	426,052
DS Defective speedometer		1		1		1	6	9	13	2	1	34
DSP Duty upon striking property	5	4	6	12	7	9	14	6	7	4	5	79
DWS Driving on wrong side of highway	2	4	2	4	1	1	2	1	1	2	3	23
FA Falsified application	36	33	35	31	34	15	18	17	9	5	6	239
FAV Fraudulent application					2							2
FD Found delinquent	157	69	69	59	62	48	29	18	6	2	3	522
FDL Failure to dim lights								1			1	2
FFS Failure to fasten seat belt	4	3	3	4	2	1	2	4	2	3	3	31
FGS Failure to give signal				1								1
FOS Failure to obey traffic sign or signal	7	16	16	36	18	16	8	11	4	3	3	138
FPD Failure to pay driver improvement surcharge	1											1
FPF Failure to pay forfeiture	120,911	179,765	192,605	202,387	179,358	173,803	152,447	169,431	188,286	209,290	220,453	1,988,736
FPJ Failure to pay forfeiture-juvenile	4,353	15,923	22,876	27,172	24,785	22,962	23,979	33,078	24,056	19,688	17,481	236,353
FPN Failure to pay non-traffic	1,414	1,128	962	1,351	319	96	50	45	43	10	32	5,450
FPS Failure to pay support	16	169	573	1,309	3,607	4,254	4,234	4,121	4,165	3,708	4,303	30,459
FRA Failure to report accident	7	5	13	14	10	17	30	16	2	2	1	117
FSA Failure to stop after accident	262	300	271	324	233	277	233	243	166	116	125	2,550
FSB Failure to stop for school bus	2				1			1		1		5
FSU Failure to stop after accident-unattended vehicle	7	2	10	5	3	6	6	6	6	3	6	60
FTC Following too closely	1		3	2	1			1		2		10
FVC Failure to keep vehicle under control		1	1					1			3	6
FYR Failure to yield right of way	1	4	1	1	2	4	54	86	85	60	77	375

Charge	2001	2002	2003	2004	2005	2006	2007	2008	2009	2010	2011	Total
GBH Great bodily harm	43	43	44	52	52	48	70	52	53	47	60	564
GCV GDL curfew violation							2	0	1	1		4
GPV GDL passenger violation								1	3	4	2	10
HAC Haz commercial admin. suspension				3	7	1			1	1		13
HCA Haz commercial alcohol			1	1	1							3
HFS Haz failure to stop after accident					1							1
HIC Haz commercial implied consent	1				1							2
HII Haz commercial OWI causing injury										1		1
HTO Habitual traffic offender	3,560	3,114	3,175	3,177	2,260	1,462	882	1,009	1,016	783	675	21,113
HWI Haz commercial operating while intoxicated			2	3	1	2	1	1	2			12
IB Improper brakes										1		1
IC Implied consent	2,673	3,019	2,981	3,424	2,878	2,798	2,787	2,893	2,793	2,430	2,309	30,985
ICU Implied consent underage	8	6	9	3	4	4	5		1		2	42
ID Inattentive driving	5	11	5	6	1	7	3	6	5	7	6	62
IE Improper equipment	1											1
IIV Intoxicant in vehicle carrying underage person	42	54	35	34	33	44	30	21	21	17	12	343
IL No or improper lights	1	1			1	1		4		1	2	11
IM Improper muffler								1	1			2
INC Insurance cancelled							5	5	16,335	14,034	13,256	43,635
INF Insurance filed	15	105	104	98	73	70	73	54	58	39	42	731
IP Improper plates		2			1		1	2	3	1		10
IS Imprudent speed	3	5	1		5	7	8	3		1	1	34
IT Illegal turn		4	6	7	3	2	2	6	2	1	1	34
IUL Illegal use of operator's license	71	73	19	48	61	58	37	57	25	31	23	503
IVO Intoxicant in vehicle-operator	13	21	12	31	26	31	64	29	3	8	2	240
IVP Intoxicant in vehicle-passenger	3	6	2	13		5	11	8	1	2		51
JA Juvenile alcohol	2,333	3,321	2,679	2,570	2,219	2,361	1,953	2,052	1,638	1,240	1,033	23,399
JCS Juvenile controlled substances	327	557	461	543	390	459	401	445	352	152	105	4,192
JID Juvenile ID	2	7	6	1	8	4	3	1	4	3		39
LNP License not on person			1	1	1	2	2	11	3	2	2	25
LOL Loaning of license	32	42	9	30	17	21	9	7	6	2	1	176
MDO Miscellaneous driving offense		1										1
MSC Miscellaneous	1	6	1					1				9
NCA Noncompliance arrest while in plan	849	722	752	859	1,194	1,170	1,058	1,087	1,013	872	698	10,274

Charge	2001	2002	2003	2004	2005	2006	2007	2008	2009	2010	2011	Total
NCE Noncompliance pay education fee		1						1				2
NCF Noncompliance with assessment fee	447	167	86	101	97	123	120	139	158	169	134	1,741
NCI Noncompliance with assessment interview	11,011	13,068	12,966	14,521	14,357	15,041	13,634	14,625	15,396	14,350	12,397	151,366
NCP Noncompliance with driver safety plan	4,989	5,644	6,083	6,692	7,099	7,505	7,317	7,273	7,036	7,125	6,472	73,235
NCT Noncompliance pay treatment fee	120	138	147	207	269	259	249	303	298	268	313	2,571
NH Negligent homicide	12	11	15	21	13	13	13	11	17	11	9	146
NHI Negligent homicide intoxicated	21	27	24	36	33	33	38	45	44	32	35	368
OAR Operating after revocation	11,956	12,875	7,819	6,429	6,835	13,325	12,233	13,881	19,282	7,333	1,013	112,981
OCS Operating while intox.-controlled substance	7		29	27	32	49	45	42	45	46	36	358
OII Operating while intoxicated causing injury	434	486	457	560	509	507	480	507	436	381	377	5,134
OML Operating with multiple licenses										2	7	9
ORS Operating while registration suspended	8	5	10	10	4	9	12	9	6	44	24	141
OSJ Out of state judgment certified by state		13	19	3	24	6	35	44	29	5	5	183
OSS SR out of state		1	3		1	1	8	7	3			24
OT Obstructing traffic	1						6	8	5			20
OV Obstructed view or control								2		1		3
OWD Operating while disqualified	14	28	27	19	11	9	12	10	8	1	1	140
OWI Operating under influence of intoxicant or con. sub.	32,689	35,875	35,065	39,938	38,703	39,015	35,659	37,397	38,024	33,821	31,351	397,537
OWL Operating without driver license	26	48	50	90	61	28	23	48	24	29	23	450
OWS Operating while suspended	10,513	14,269	15,620	16,501	14,913	16,771	14,037	15,092	16,241	8,366	4,293	146,616
P Perjury			1			2						3
PAC Prohibited alcohol concentration	1,767		2,245	4,860	5,157	5,090	5,057	5,820	5,484	1	3,853	39,334
PI Passing illegally	2	3	2	1	1	2	4	1		4,755	1	4,772
POH Parking on highway				1				1				2
PUP Permitting unauthorized person to operate	1	1		1	1		1	1				6
R Racing	3					1			1			5
RD Reckless driving	76	106	78	90	52	82	59	63	70	58	60	794
RHT Repeat HTO	118	103	114	137	137	126	37	56	50	36	37	951
S Speeding	9	15	13	22	18	31	31	31	28	18	19	235
SDD SRR default on installment		593	523	487	538	406	311	301	315	285	289	4,048
SE Speeding excess	1,979	4,373	4,405	4,563	4,563	3,799	3,619	2,664	2,185	2,105	1,696	35,951
SI Speeding excess intermediate	7	34	18	19	19	21	14	32	25	26	10	225
SLL Special limits on load							1					1
SR Safety responsibility - revocation/suspension	1,448	1,918	2,002	1,934	1,617	1,775	1,632	1,929	1,871	1,568	1,423	19,117

Charge	2001	2002	2003	2004	2005	2006	2007	2008	2009	2010	2011	Total
SRD SR default on installment		253	194	219	220	176	135	129	148	159	151	1,784
SRR Safety responsibility rev/sus of registration	2,782	3,538	3,454	3,403	2,954	3,104	2,858	3,298	3,213	2,656	2,315	33,575
SVL Signal violation					2			3	2			7
SVO Serious violation-occupational license	23	95	202	305	241	247	129	388	500	211	173	2,514
T Truancy	1,298	1,669	1,176	1,242	1,531	1,752	1,491	1,837	1,456	1,308	1,171	15,931
TFC Too fast for conditions		2	2	1	1	2	4	3	2	2	2	21
TPV Transporting person or vehicle illegally						1						1
UAL Underage alcohol	11,498	14,608	12,689	11,417	10,693	10,543	9,230	9,717	8,952	7,266	6,152	112,765
UAO Underage alcohol operation	1,243	1,389	1,213	962	796	876	872	791	717	572	466	9,897
UCD Underage consent decree	4	2	3	1		1						11
UID Underage ID	36	50	55	54	26	32	33	23	24	12	6	351
UN Unnecessary noise					1							1
UV Unregistered vehicle	3	2	3	4	3	3	2	8			3	31
VOO Violation of occupational license	12	1										13
VOR Violation of restriction		6	3	6	4	8	7	4		1	1	40
VUF Vehicle used in commission of felony	76	115	81	85	86	86	64	186	622	479	468	2,348
TOTAL	313,191	403,586	415,011	444,546	406,727	417,924	375,311	419,756	455,492	438,202	418,764	4,508,510

For more University of Wisconsin-Milwaukee Employment and Training Institute research on the driver's license issue, see the ETI website at www.eti.uwm.edu.