

2009

Drilldown on Ex-Offender Populations in Milwaukee County

John Pawasarat

University of Wisconsin - Milwaukee, pawasara@uwm.edu

Follow this and additional works at: https://dc.uwm.edu/eti_pubs



Part of the [Public Policy Commons](#), [Race and Ethnicity Commons](#), and the [Work, Economy and Organizations Commons](#)

Recommended Citation

Pawasarat, John, "Drilldown on Ex-Offender Populations in Milwaukee County" (2009). *ETI Publications*. 38.
https://dc.uwm.edu/eti_pubs/38

This Technical Paper is brought to you for free and open access by UWM Digital Commons. It has been accepted for inclusion in ETI Publications by an authorized administrator of UWM Digital Commons. For more information, please contact open-access@uwm.edu.



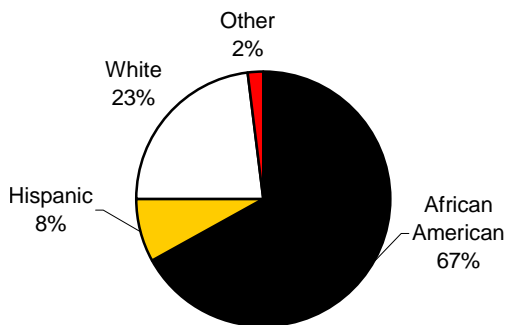
Ex-Offender Populations in Milwaukee County

Released prisoners are among the most difficult labor force populations to serve and least likely to be successfully engaged in sustained employment due to persistent legal problems, low education attainment levels, high recidivism rates, and driver's license suspension and revocation problems. The stigma of being an ex-inmate and the limitations that places on those released and expected to become gainfully employed is compounded by further legal sanctions placed on many adults who have spent time in correctional facilities. This 2009 study conducted for the Milwaukee Area Workforce Investment Board by the University of Wisconsin-Milwaukee Employment and Training Institute examined three Milwaukee County adult populations: persons incarcerated in Wisconsin Department of Corrections (DOC) facilities (as of June 2008), persons released from DOC facilities (from January 1993 through June 2008), and persons on probation and parole (in July and December of 2008).

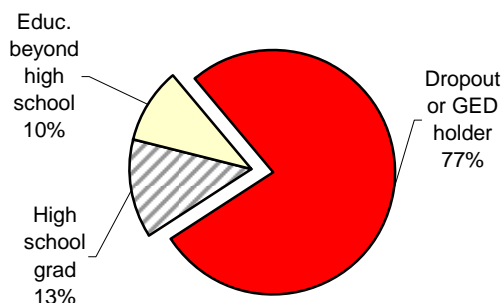
The number of Milwaukee County adults in the Wisconsin Department of Corrections (DOC) system totaled 31,152 as of 2008, including:

- 10,894 currently incarcerated
- 8,167 on probation or parole
- 22,985 released from DOC facilities (Jan. 1993-June 2008).

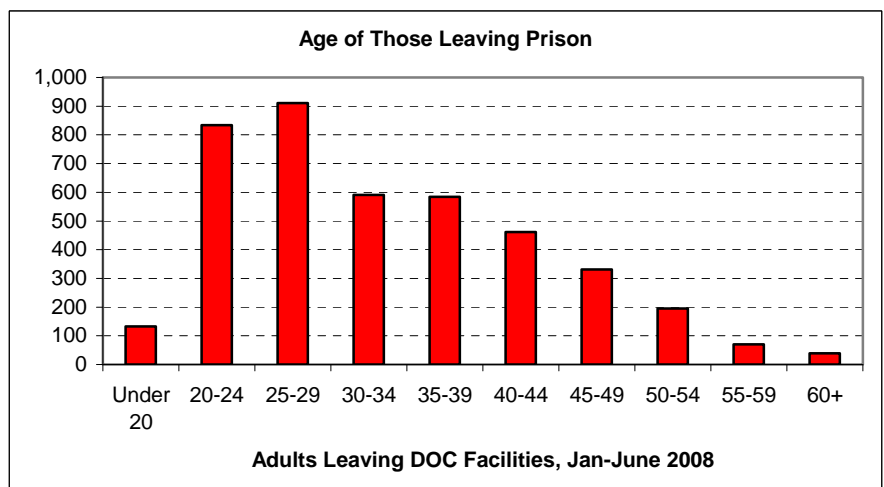
The prison population released into Milwaukee County is 88% male and predominately African American.



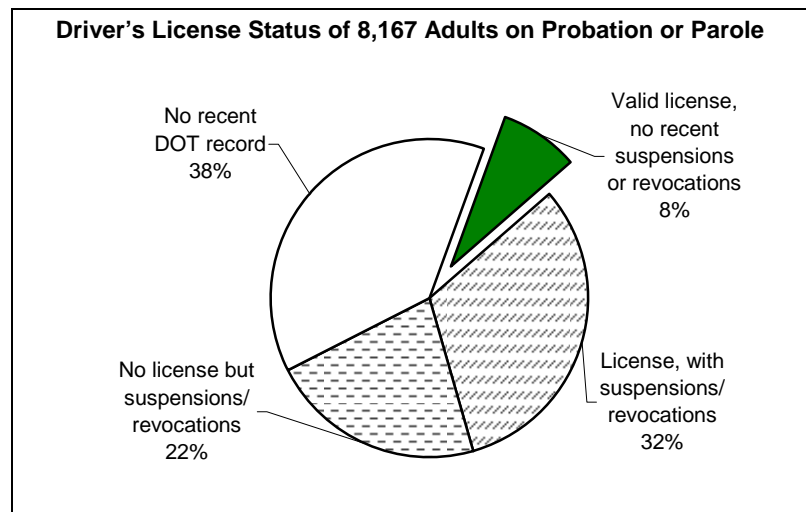
The education level of the DOC populations is much lower than education levels of the general Milwaukee workforce: 77% are dropouts or GED holders, 13% are high school graduates with no further education, and only 10% have education beyond high school.



Most of the Milwaukee County adults admitted to and released from DOC facilities are of prime working age. 70% of those released from prison are in their 20s and 30s.



Nearly all of the Milwaukee County adults released from DOC facilities, including those on probation and parole, are limited in their access to jobs by lack of a valid driver's license. Very few of the ex-offenders hold a valid driver's license. Only 8% of the 8,167 adults on probation or parole, 8% have a valid driver's license. The rest have suspensions or revocations (with or without a license) or have no recent Wisconsin Department of Transportation (DOT) record. For the 22,985 Milwaukee County adults released from the state DOC correctional facilities, only 6% have a valid driver's license.

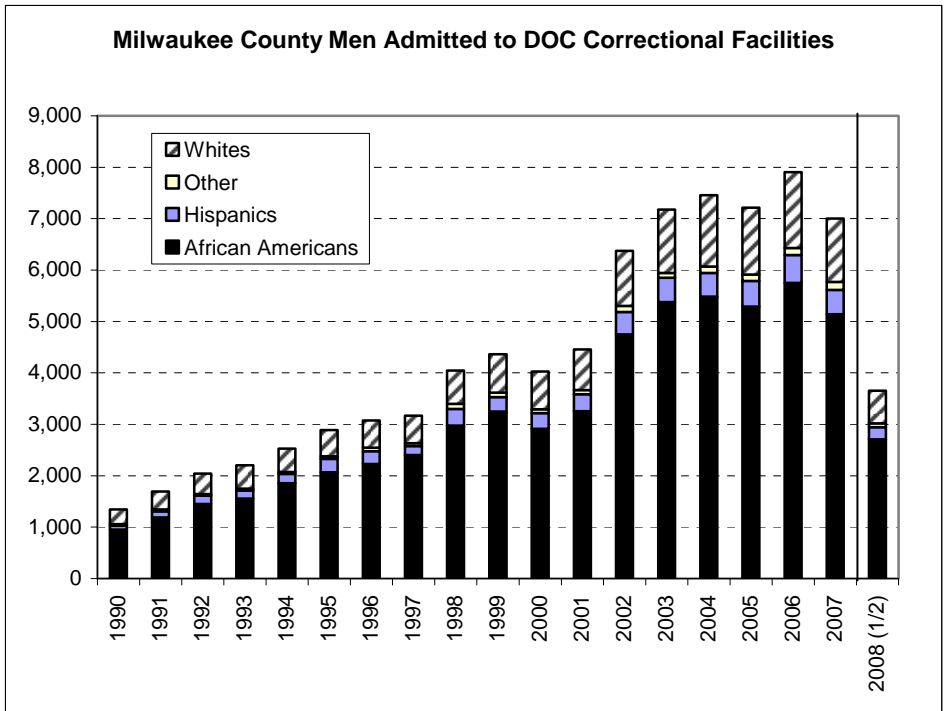


The Growing Milwaukee County Incarcerated Population

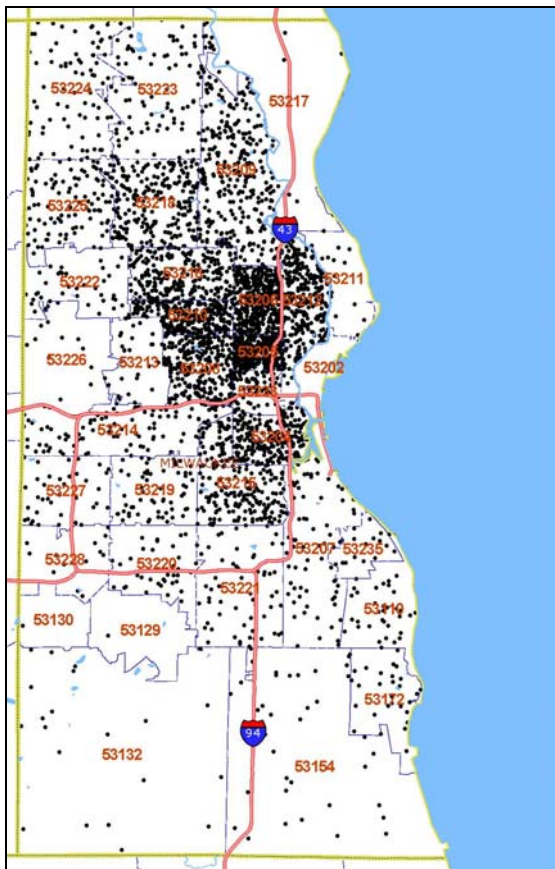
Since 2002, each year 7,500-8,000 individuals have been admitted into Wisconsin DOC correctional facilities, and 7,500-8,000 individuals from the DOC system have been released into Milwaukee County neighborhoods. *The data entries for admission and release from DOC facilities are for any reason, including for formal alternatives to revocation or for temporary probation and parole holds. Given high recidivism rates, some adults recycle through prison a number of times.*

African American men make up most of the DOC admissions with more than 5,000 incarcerated into DOC per year since 2003. White male admits have totaled 1,200–1,400 per year. Hispanics make up 400–500 male admits each year.

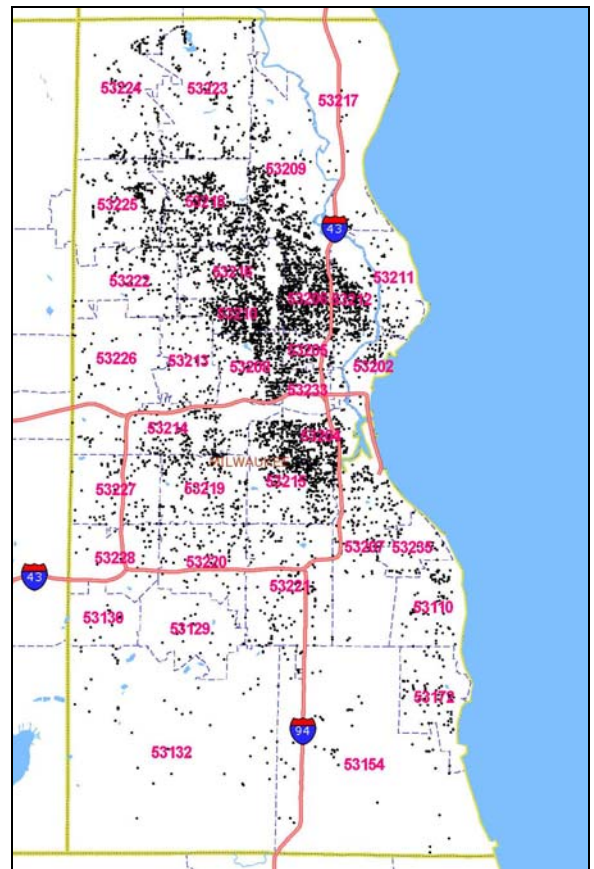
Around 400 African American women from Milwaukee County have been incarcerated in state DOC facilities each year since 2004. About 100-200 white women have been incarcerated each year.



22,985 Ex-Offenders Released to Milwaukee County (1993-2008) 1 dot=5 persons



8,167 Milwaukee County Adults on Probation or Parole (2008) 1 dot=1 person



The full report is available at www.eti.uwm.edu/2009/ExOffendersMilwaukeeCounty.pdf.

University of Wisconsin-Milwaukee Employment and Training Institute, www.eti.uwm.edu.

Milwaukee Drill photo courtesy of Milwaukee Electric Tool Corporation