

2009

Socio-Economic Analysis of Neighborhood Issues facing MPS Students and Their Families in Zipcode 53205

Lois M. Quinn

University of Wisconsin - Milwaukee, lquinn@uwm.edu

John Pawasarat

University of Wisconsin - Milwaukee, pawasara@uwm.edu

Follow this and additional works at: https://dc.uwm.edu/eti_pubs



Part of the [Criminology and Criminal Justice Commons](#), [Curriculum and Instruction Commons](#), [Public Policy Commons](#), and the [Work, Economy and Organizations Commons](#)

Recommended Citation

Quinn, Lois M. and Pawasarat, John, "Socio-Economic Analysis of Neighborhood Issues facing MPS Students and Their Families in Zipcode 53205" (2009). *ETI Publications*. 44.

https://dc.uwm.edu/eti_pubs/44

This Technical Paper is brought to you for free and open access by UWM Digital Commons. It has been accepted for inclusion in ETI Publications by an authorized administrator of UWM Digital Commons. For more information, please contact open-access@uwm.edu.

Appendix 2

Socio-Economic Analysis of Neighborhood Issues Facing Milwaukee Public Schools Students and Their Families in Zip Code 53205

*Planning document prepared by the
University of Wisconsin-Milwaukee
Employment and Training Institute,
2009.*

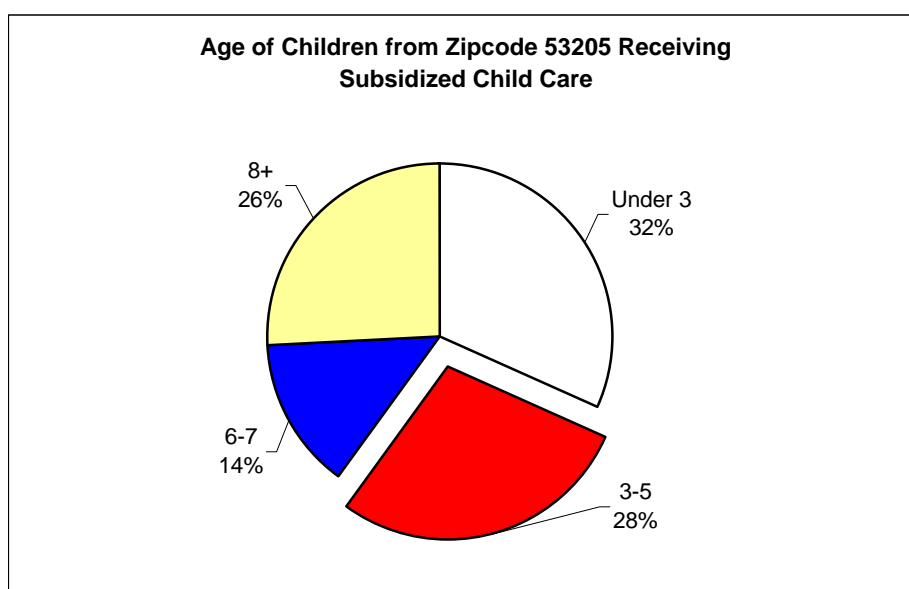
As a planning supplement to the annual count of school children in the city of Milwaukee, the University of Wisconsin-Milwaukee Employment and Training Institute assembled institutional and administrative data bases to help provide a socio-economic analysis of neighborhood issues facing Milwaukee Public School students and their families. This report provides neighborhood drilldowns for Milwaukee zip code 53205.

Contents	<u>Page</u>
Child Care Availability and Subsidies	2
Child Safety: Crime and Traffic Accidents	7
High Incarceration Rates and Returning Prisoners	10
The Housing Crisis Hits Home	12
Public Assistance to Families during the Recession	16
Driver's License Suspensions and Revocations	18
Commuting Patterns	20
Employed Families with Income Below or Near Poverty	22

Child Care Availability and Subsidies 1996-2009

The Wisconsin Shares program provides child care subsidies for employed parents (and those in approved “W-2” activities), utilizing federal Child Care and Development Funds (CCDF) and Temporary Assistance to Needy Families (TANF). Families are eligible for support if their income is at or below 185% of poverty and may continue to receive support until their income reaches 200% of poverty.

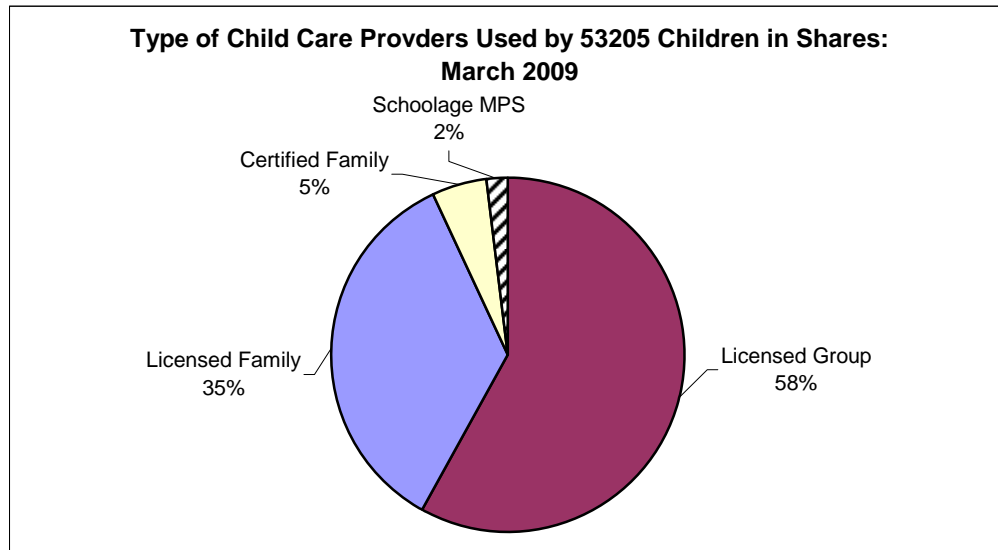
In zip code 53205 a total of 1,021 children received Wisconsin Shares child care subsidies the week of March 15, 2009. Children ages 3 through 5 made up 289 (28%) of the children in care, and another 408 children ages 6 and above were in before and after school care.



Under the Shares program parents may choose among several types of child care: licensed group care (centers licensed by the Wisconsin Department of Children and Families to serve 9 or more children), licensed family care (family providers licensed by the state to serve 4-8 children), certified family care (providers certified by Milwaukee County to care for up to 6 children in their home), and school-age programs operated by Milwaukee Public Schools.¹

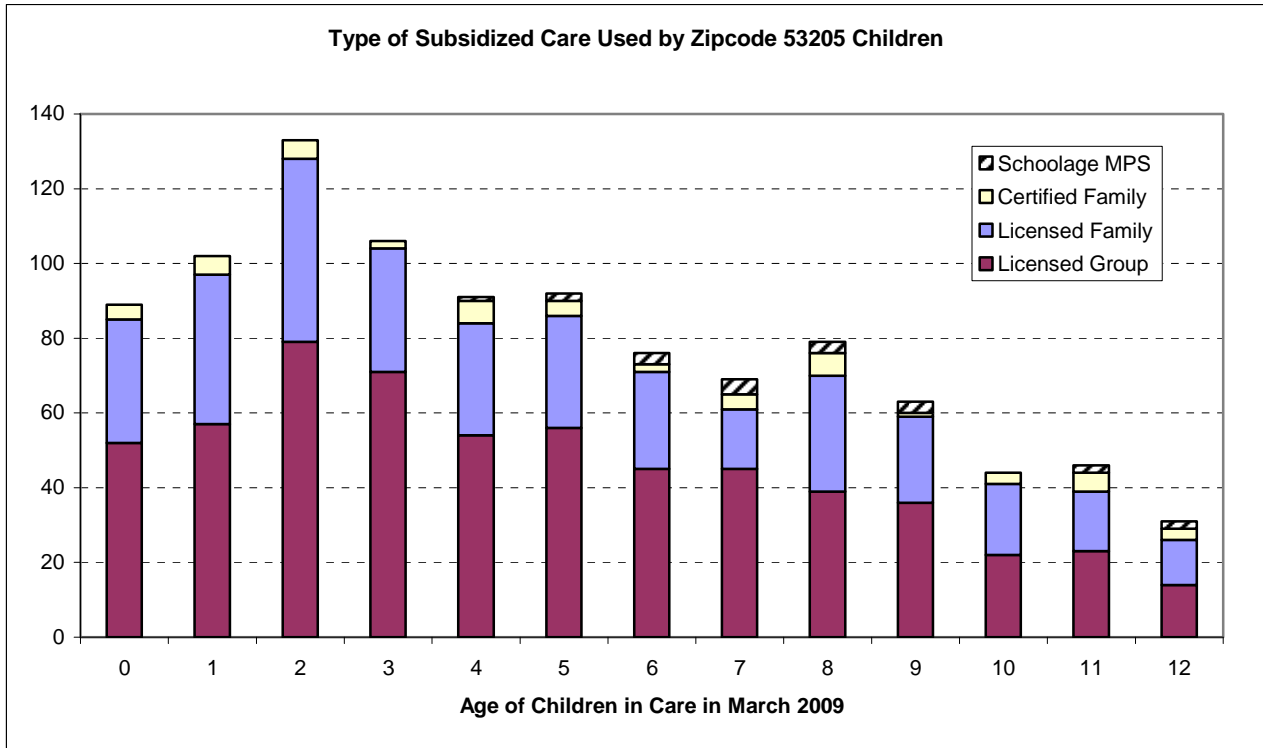
¹ “Lead teachers” in licensed group centers must complete only an 80-hour training class (and 25 hours of continuing education each year). “Lead teachers” working with children under age 2 must also take a 10-hour training on infants and toddlers. “Assistant teachers” in group child care centers must complete only a 40-hour child care class (and take 25 hours of continuing education each year). Licensed family providers also must complete a 40-hour training class (and take 15 hours of in-service training each year). Regularly certified providers must complete a 20-hour training class (and take 5 hours of continuing education annually). Provisionally certified providers are not required to complete any training. See the Milwaukee County “Child Care Providers” website at www.county.milwaukee.gov/ChildCare9969/Providers.htm.

In zip code 53205, over half (58%) of the children were in licensed group centers and a third in licensed family care. Only 20 children (2% of the total subsidized) were in MPS schoolage child care as of March 2009.



Zip Code 53205 Children in Subsidized Care as of March 2009

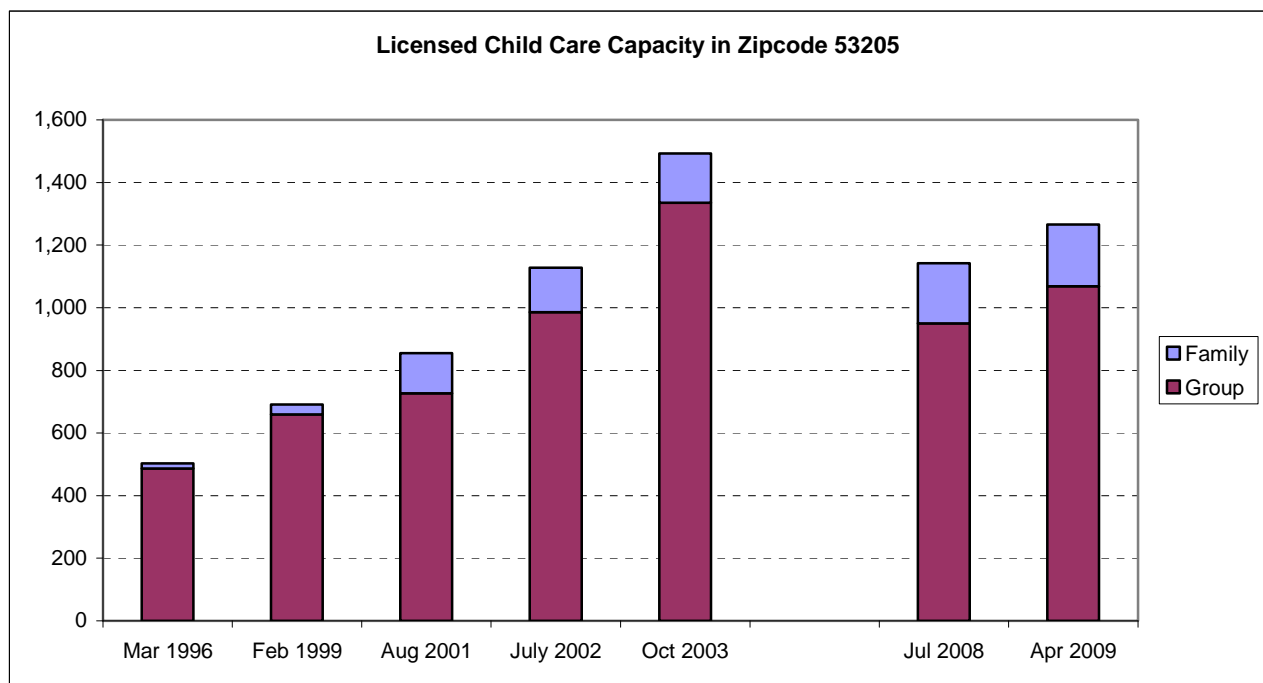
<u>Type of Care</u>	<u>Age as of March 2009:</u>													<u>Total</u>
	<u>0</u>	<u>1</u>	<u>2</u>	<u>3</u>	<u>4</u>	<u>5</u>	<u>6</u>	<u>7</u>	<u>8</u>	<u>9</u>	<u>10</u>	<u>11</u>	<u>12</u>	
Licensed Group	52	57	79	71	54	56	45	45	39	36	22	23	14	593
Licensed Family	33	40	49	33	30	30	26	16	31	23	19	16	12	358
Regularly Certified Family	4	4	5	2	5	4	2	4	4		2	3	2	41
Provisionally Certified Family		1			1				2	1	1	2	1	9
Schoolage MPS					1	2	3	4	3	3		2	2	20
All	89	102	133	106	91	92	76	69	79	63	44	46	31	1,021



Licensed Child Care Providers Located in Zip Code 53205

The state Department of Health and Family Services had licensed 17 group centers located in zip code 53205, with a licensed capacity for 1,068 children and 25 family providers with a capacity for 198 children as of April 2009. (In addition, parents may place their children in the care of neighbors, friends or relatives and receive subsidy support if the provider has been certified by Milwaukee County as meeting minimum state requirements.)

The capacity of licensed child care has more than doubled since the Wisconsin Shares program was developed using funded through federal Temporary Assistance to Needy Families (TANF) and the Child Care and Development Fund (CCDF). Available child care slots are down from the high numbers recorded as of 2003, however.



Licensed Group Centers in Milwaukee Zip Code 53205
(as of April 2009)

<u>Facility Name</u>	<u>Street Address</u>	<u>Capacity</u>	<u>Ages Accepted</u>	<u>Days Open</u>
CARTER CHILD DEVELOP CTR - VLIET ST	2001 W VLIET ST	199	4 wks - 12 yrs	Mon-Fri
YMCA CHILD CARE NORTH SIDE CENTER	1350 W NORTH AVE	109	6 wks - 5 yrs	Mon-Fri
URBAN DAY SCHOOL	1441 N 24TH ST	100	3 yrs - 12 yrs	Mon-Fri
V & T DAY CARE CENTER	1710 N 24TH ST	76	6 wks - 12 yrs	Mon-Sat
SUNRISE TO SUNSET CHLD CARE CTR INC	2242 W NORTH AVE	70	6 wks - 12 yrs	Sun-Sat
WEE PEOPLE LEARNING CENTER	2212 N 12TH ST	64	3 wks - 12 yrs	Sun-Sat
HEAVENLY ANGELS CC & COMM CTR INC	2451 W NORTH AVE	50	3 wks - 13 yrs	Sun-Sat
T-MARIE MULTICULTURAL CHILDCARE	1862 W FOND DU LAC AVE	50	4 wks - 12 yrs	Sun-Sat
YMCA SACC AT NORTHSIDE	1350 W NORTH AVE	50	4 yrs - 13 yrs	Mon-Fri
GUARDIAN ANGEL CHILD DEV CENTER	1218 W WALNUT ST	48	6 wks - 12 yrs	Mon-Fri
SUNRISE TO SUNSET CHILD CARE CTR II	2300 W NORTH AVE	48	6 wks - 5 yrs -	Sun-Sat
A GRACE FIRST STEPS	2605 W VLIET ST	44	1 day - 12 yrs	Mon-Fri
SMALL TALK UNIVERSITY LLC	1801 N 12TH ST	37	6 wks - 12 yrs	Mon-Fri
PEACE OF MIND CHILD DEVELOPMENT CTR	2127 W GARFIELD AVE	36	6 wks - 12 yrs	Mon-Fri
FAITH TEMPLE CHILD DEVELOPMENT CTR	2416 W LISBON AVE	30	6 wks - 12 yrs	Mon-Fri
YOUR COMMUNITY CHILD & DEV CTR INC	1726 W LLOYD ST	30	6 wks - 12 yrs	Mon-Fri
TINY'S LOVING ANGEL'S	2814 W LISBON AVE	27	1 mo - 14 yrs	Sun-Sat

Licensed Family Centers in Milwaukee Zip Code 53205
(as of April 2009)

<u>Facility Name</u>	<u>Street Address</u>	<u>Capacity</u>	<u>Ages Accepted</u>	<u>Days Open</u>
A STEP ABOVE THE REST CC ACADEMY	1925 N 17TH ST	8	6 wks - 12 yrs	Sun-Sat
BELIEVING IN YOURSELF	1331 N 23RD ST	8	6 wks - 12 yrs	Sun-Sat
C J'S LEARNING ACADEMY	1849 N 24TH PL	8	4 wks - 12 yrs	Mon-Sat
CHRISTIAN LEADERSHIP CHILD CARE ACA	1635 N 22ND ST	8	6 wks - 12 yrs	Mon-Fri
FAITH HOPE & LOVE CHILD DEV CENTER	1624 N MAYFLOWER CT	8	6 wks - 12 yrs	Mon-Sat
FIRST STEPS CHILD DEVELOPMENT CTR	719 W BROWN ST	8	3 wks - 12 yrs	Sun-Sat
FOR THE LOVE OF KIDS FAMILY CC	2413 W LLOYD ST	8	2 wks - 12 yrs	Sun-Sat
FUN WORLD CHILD'S DAY CARE CENTER	2036 N 25TH ST	8	2 mos - 12 yrs	Mon-Fri
HAPPYLAND FAMILY CHILD CARE	1505 W CHERRY ST	8	6 wks - 12 yrs	Mon-Fri
HERRON'S HAVEN CC CENTER	1943 N 19TH ST	8	4 wks - 12 yrs	Sun-Sat
HOUSE OF ANGELS	2334 W GALENA ST	8	6 wks - 12 yrs	Mon-Fri
JOYFUL BEGINNINGS	2428 W BROWN ST	8	4 wks - 12 yrs	Sun-Sat
JUMPIN' JACKS MULTICULTURAL CD LC	1809 N 19TH ST	8	4 wks - 12 yrs	Sun-Sat
KIDSAFE LEARNING GALLERY	2425 W BROWN ST	8	2 wks - 12 yrs	Mon-Fri
KIDZ BIZ FCC CENTER	1816 N 18TH ST	8	4 wks - 12 yrs	Mon-Sat
LOOKERS FAMILY CHILDCARE LLC	1135 W LLOYD ST	8	6 wks - 12 yrs	Mon-Sat
LOVE OUR CHILDREN DAY CARE	1607 N 14TH ST	8	6 wks - 12 yrs	Mon-Fri
NOBLE CARE DAY CARE	2134 N 25TH ST	8	6 wks - 12 yrs	Sun-Sat
PORTIA'S LOVING CHILD CARE CTR	1921 N 26TH ST	8	1 day - 14 yrs	Sun-Sat
REDBONE'S LITTLE ANGELS CHILD CARE	1869-A N 12TH ST	8	4 wks - 12 yrs	Sun-Sat
RENEE'S BABY NIRVANA	1629 N 23RD ST	8	4 wks - 12 yrs	Mon-Sat
ROPER'S PLAYLAND LEARNING CENTER	1802 N 13TH ST	8	4 wks - 12 yrs	Mon-Fri
SN LEARNING CENTER	4429 W NORTH AVE	8	4 wks - 12 yrs	Mon-Fri
TOT LOT DAY CARE	2327 W VINE ST	8	6 wks - 12 yrs	Mon-Fri
ALL ABOUT YOUR KIDS	1932 N 26TH ST	6	6 wks - 12 yrs	Mon-Fri

Child Safety: Crime and Traffic Accidents 2008

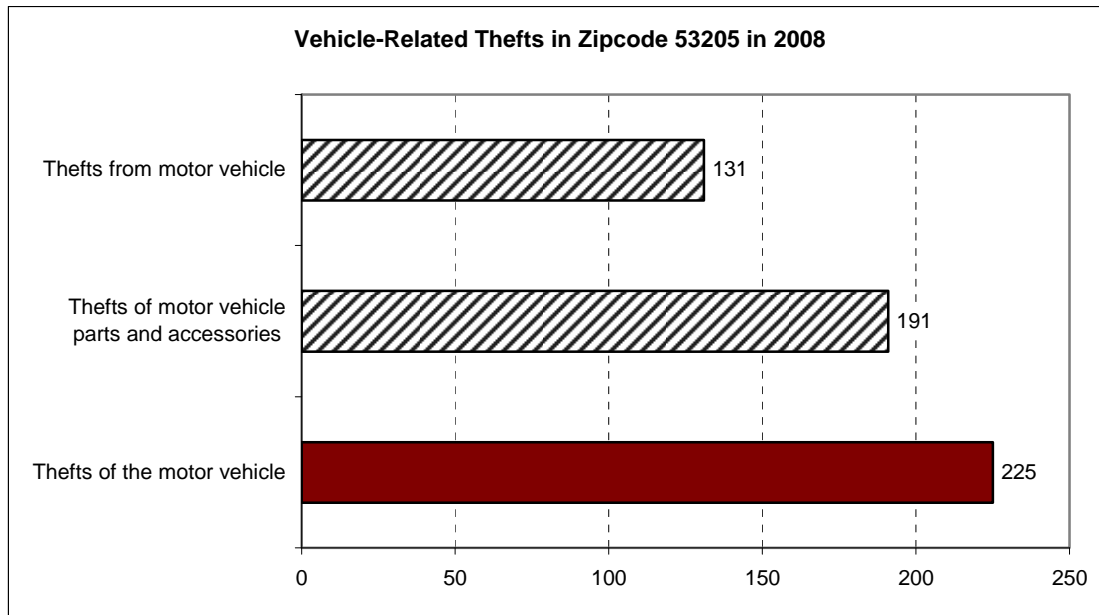
Safety is a primary concern for parents living in inner city neighborhoods where crime remains at high levels and large numbers of traffic accidents are reported.

- In the 2008 calendar year, the Milwaukee Police Department reported 1,459 Class A crimes in zip code 53205, including 103 cases of aggravated assault, 183 cases of simple assault, 139 burglaries, 103 robberies, and 1 homicide.

2008 Crimes Reported in Zip Code 53205	Total Reported
Motor vehicle theft	225
Theft of motor vehicle parts/accessories	191
Destruction/damage/vandalism of property	183
Simple assault	183
Burglary/breaking and entering	139
All other larceny	138
Theft from motor vehicle	131
Robbery	103
Aggravated assault	103
Shoplifting	12
Theft from building	9
Forcible rape	6
Arson	5
Intimidation	5
Statutory rape	4
All other offenses	22
Grand Total	1,459

Source: Milwaukee Police Department, posted on the City of Milwaukee COMPASS website.

- Even parking near the school while working at school or attending events is an issue, with 131 reported thefts from motor vehicles (many such thefts are not reported), 191 reported thefts of motor vehicle parts and accessories, and 225 thefts of the vehicles themselves.



Concerns about the safety of children are heightened by the number of traffic accidents reported in the inner city.

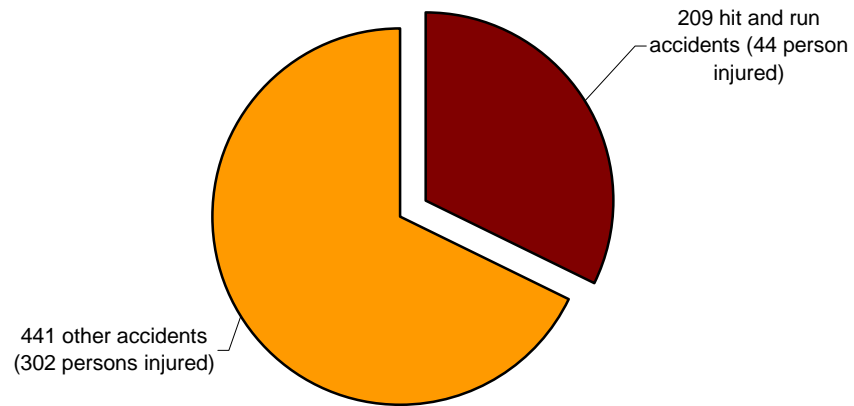
- In 2008, 650 traffic accidents were reported in zip code 53205. A total of 346 people were injured in these accidents.
- In this neighborhood, nearly a third (32%) of the traffic accidents were “hit and run” where the driver did not remain at the scene to aid victims or to report damages.

2008 Traffic Accidents Reported in Zip Code 53205	Total Accidents	
	Total Persons Injured	
Hit and run	209	44
Other	441	302
Total	650	346
% Hit and Run	32%	13%

Source: Milwaukee Police Department, posted on the City of Milwaukee COMPASS website.

- In 2008 in zip code 53205, 44 people were injured in accidents involving “hit and run” drivers.

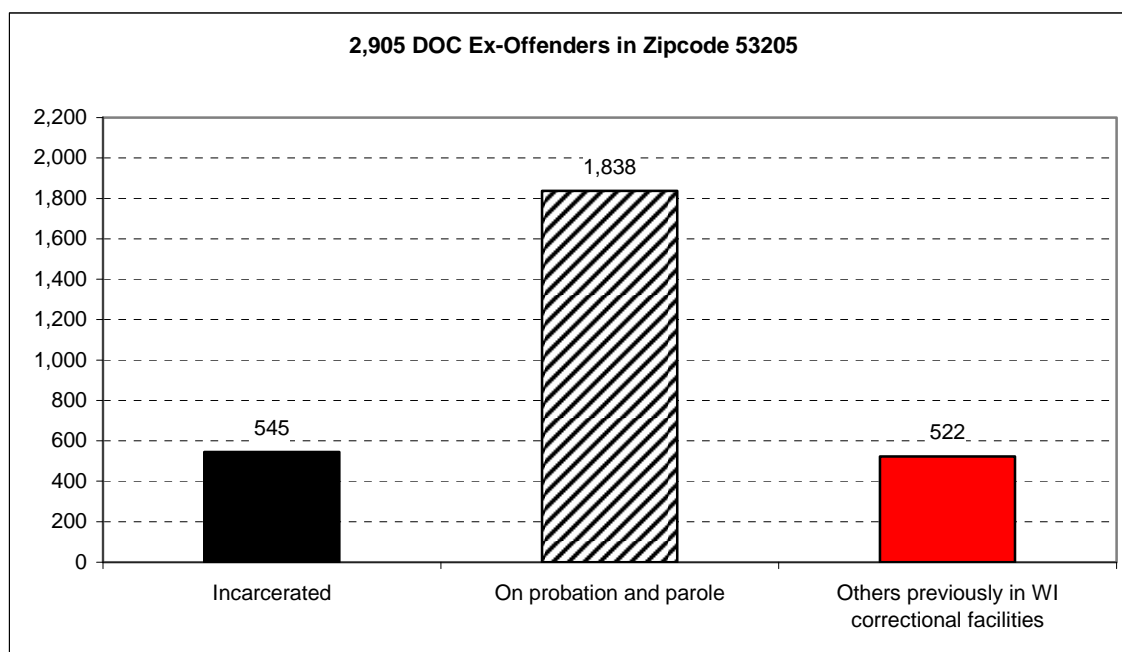
Traffic Accidents in 2008: Zipcode 53205



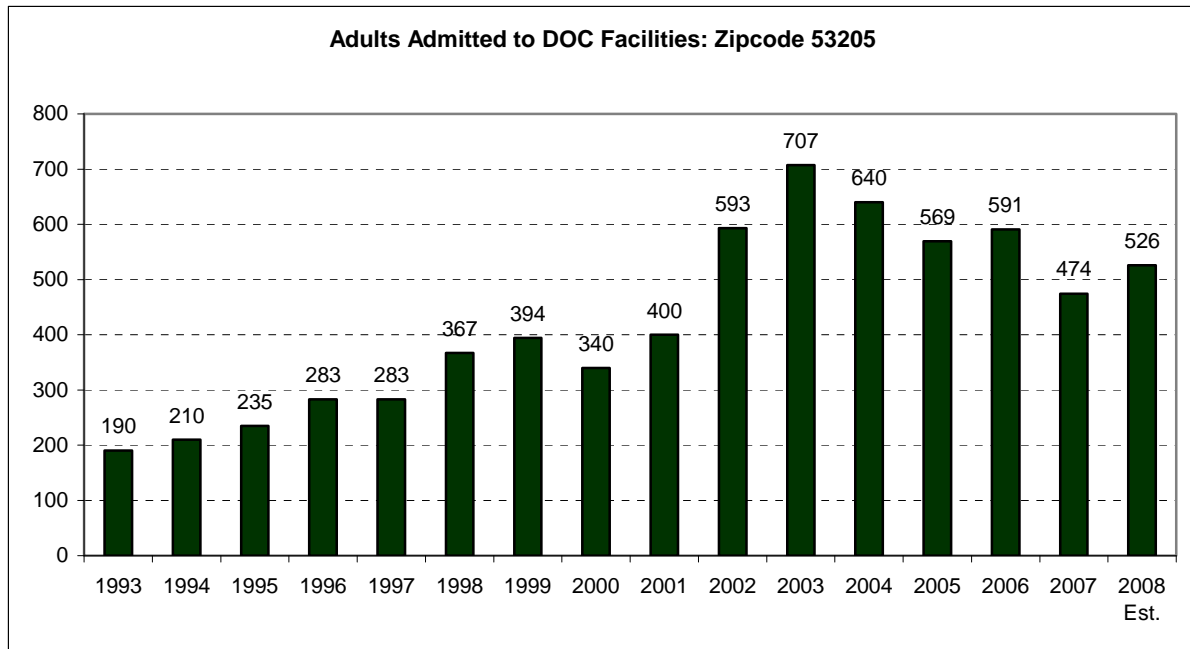
High Incarceration Rates and Returning Prisoners 1993-2009

The absence of many males of prime workforce age and the high numbers of men incarcerated and released from state correctional facilities each year have tremendous impact on the stability and earnings of families. The Department of Corrections (DOC) public inmate data files from January 1993 through August 2008 and the probation and parole file for March 2009 were examined to gain information on adult inmates from state correctional facilities. The DOC files identify individuals in the Wisconsin Department of Corrections system but do not include inmates in the House of Corrections or city jail. Data entries for admission and release from DOC facilities are for any reason, including alternatives to revocation or for temporary probation and parole holds.

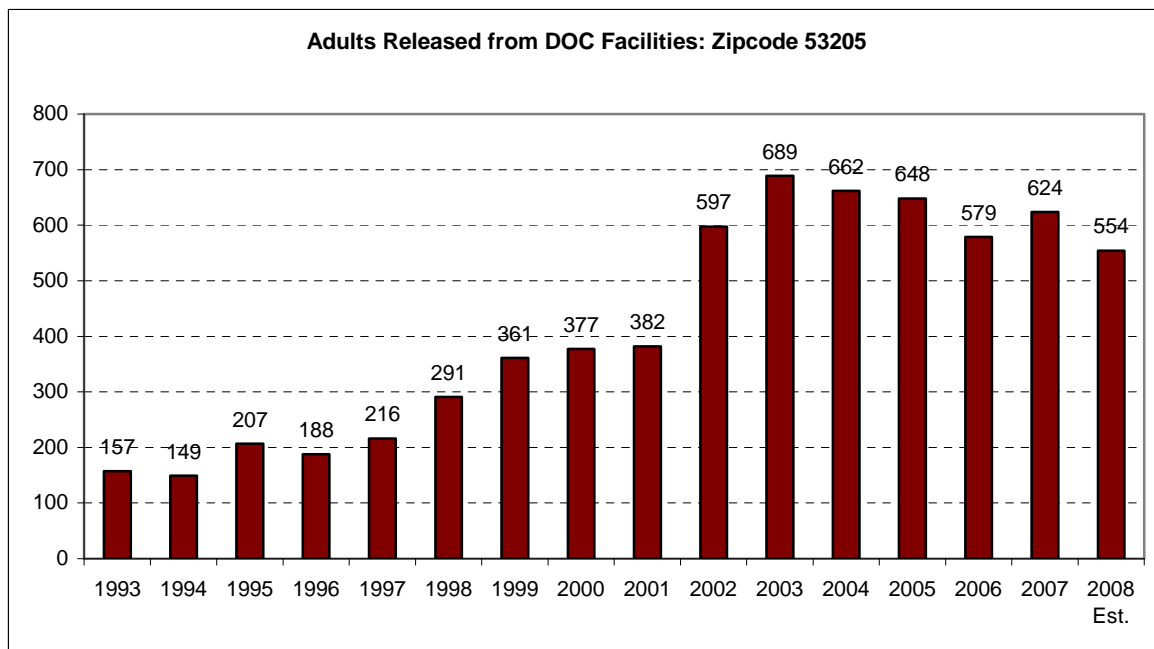
- A total of 2,905 adults from zip code 53205 are in the state corrections system. These include 545 adults incarcerated in state facilities (as of August 2008), 1,838 adults on probation and parole, and another 522 adults previously incarcerated (1993-2008). This total is likely on the low end as no address was available for 10% of DOC ex-offenders from Milwaukee County. It is likely that at least some of these ex-offenders are living in the 53205 zip code.



- The number of adults incarcerated from zip code 53205 each year has jumped significantly since 2002. Given high rates of recidivism many adults are incarcerated several times.



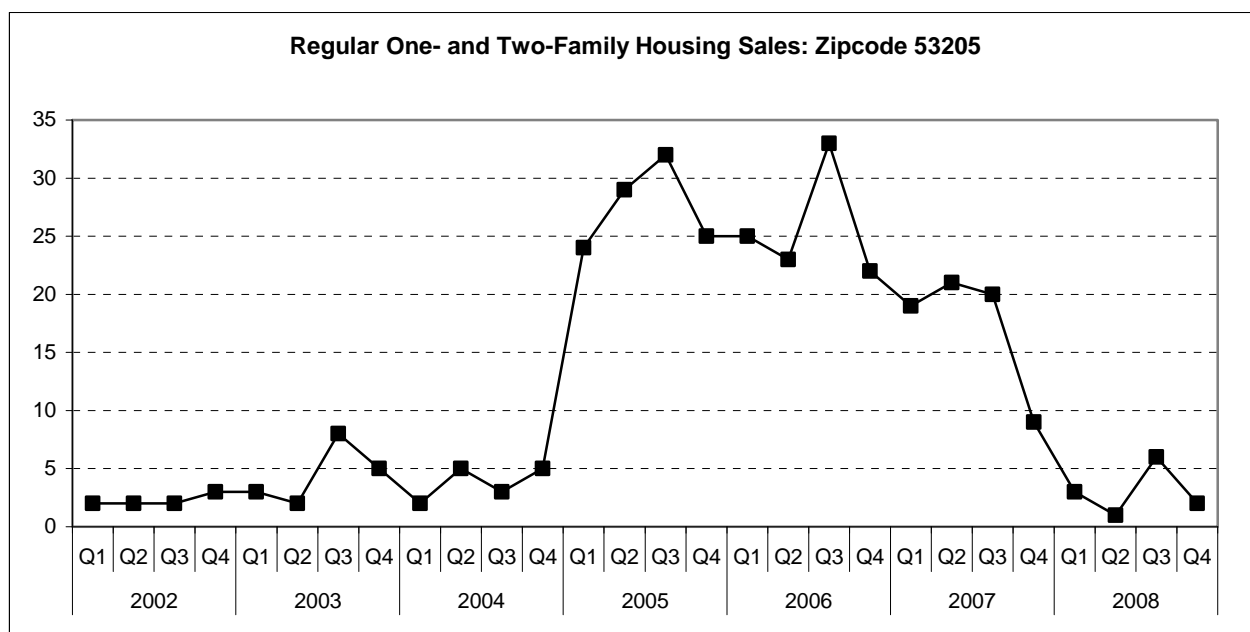
- Since 1993 the number of individuals being released from state adult correctional facilities into zip code 53205 has grown dramatically from 157 in 1993 to 597 in 2002 and 689 in 2003, and remaining above 550 a year since then. Many subsequently returned to prison.



The Housing Crisis Hits Home 1994-2009

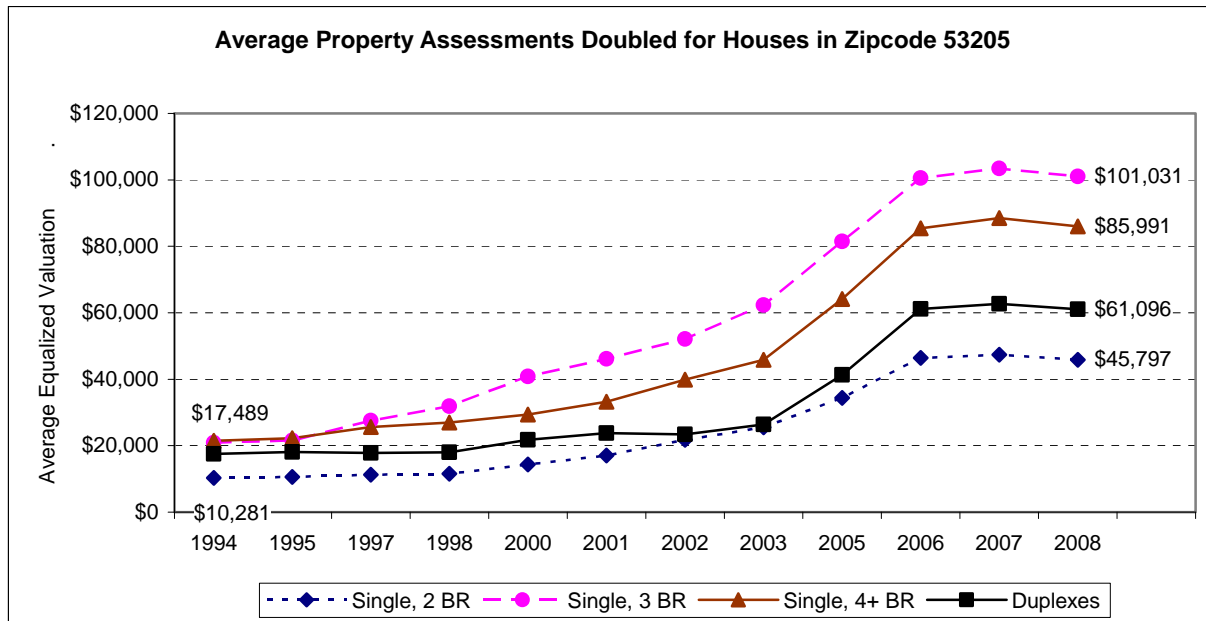
While an analysis of the mortgage crisis in Milwaukee is beyond the scope of this paper, several data sources indicate that the problem has been extremely severe for Milwaukee families and that the effects are far from over. The mobility rates seen among MPS families can be expected to continue at high rates. Many home-owning families are unable to meet their mortgage, insurance, property tax, utilities bill and other housing obligations. Renters, already paying large portions of their income for housing, are caught in the middle of foreclosure actions against property owners as well as escalating rents due to rising utility bills and disproportionately high property taxes for inner city properties.

Historically, zip code 53205 has had only a handful of housing sales. Modest housing sale activities were seen in 2005 through 2007 as subprime lending was promoted throughout the inner city. By 2008 housing sales were down to less than 10 a quarter.



As mortgage funds (including subprime mortgages and adjustable rate mortgages with low initial payment schedules) became readily available and existing homeowners were encouraged to refinance their mortgages to obtain cash for increased “equity” in their homes, higher sales were recorded with prices fluctuating widely.

Based on the large increase in real estate prices fueled by the booming mortgage activity in 2005 through 2007, the City of Milwaukee raised property assessments on single family and duplex housing in the zip code. These assessments further raised housing costs for many residents as the inner city took on an increasing share of the total city property tax burden.

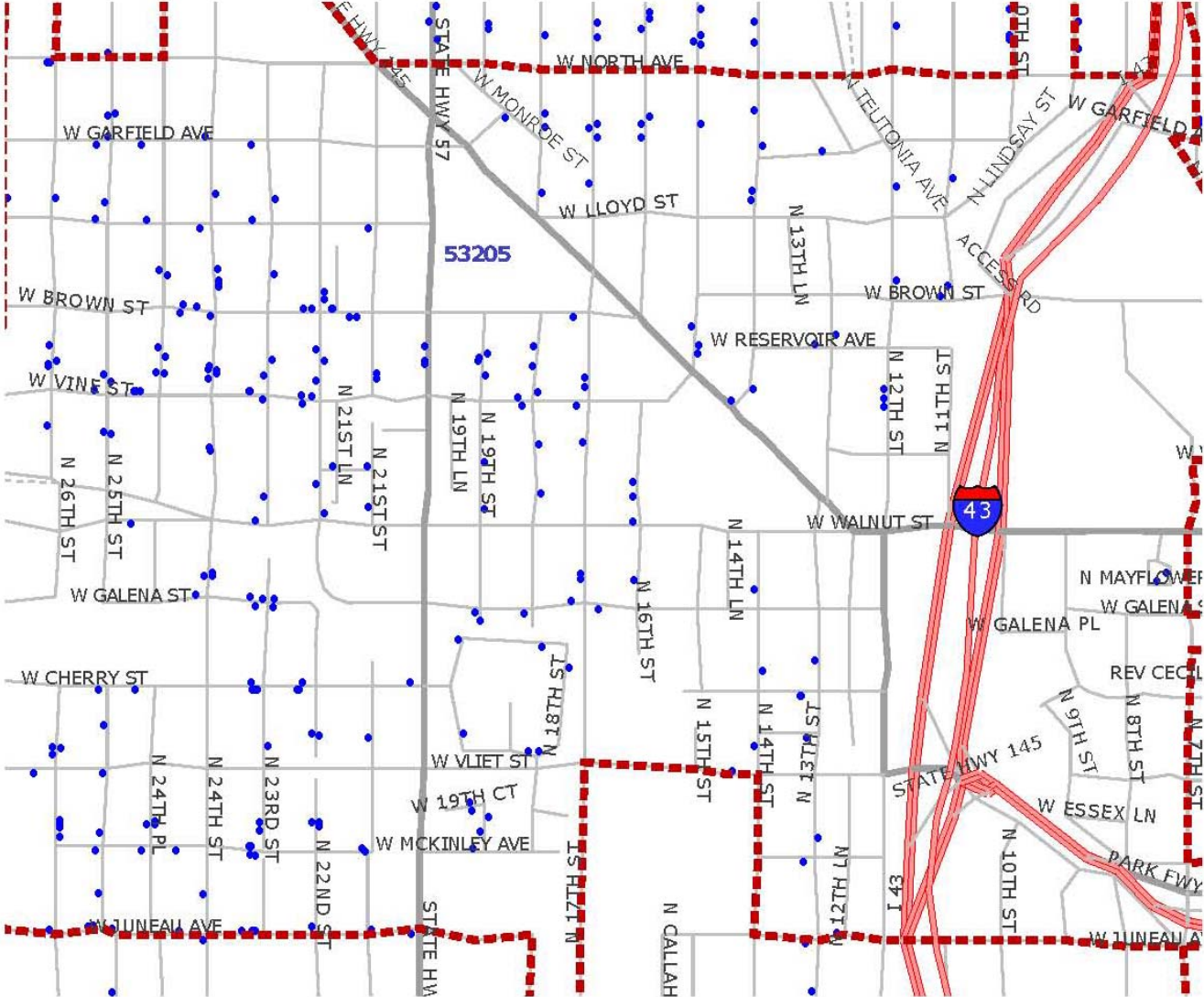


Source: City of Milwaukee Master Property file. Property assessments are converted to full value based on reported equalized assessment ratios

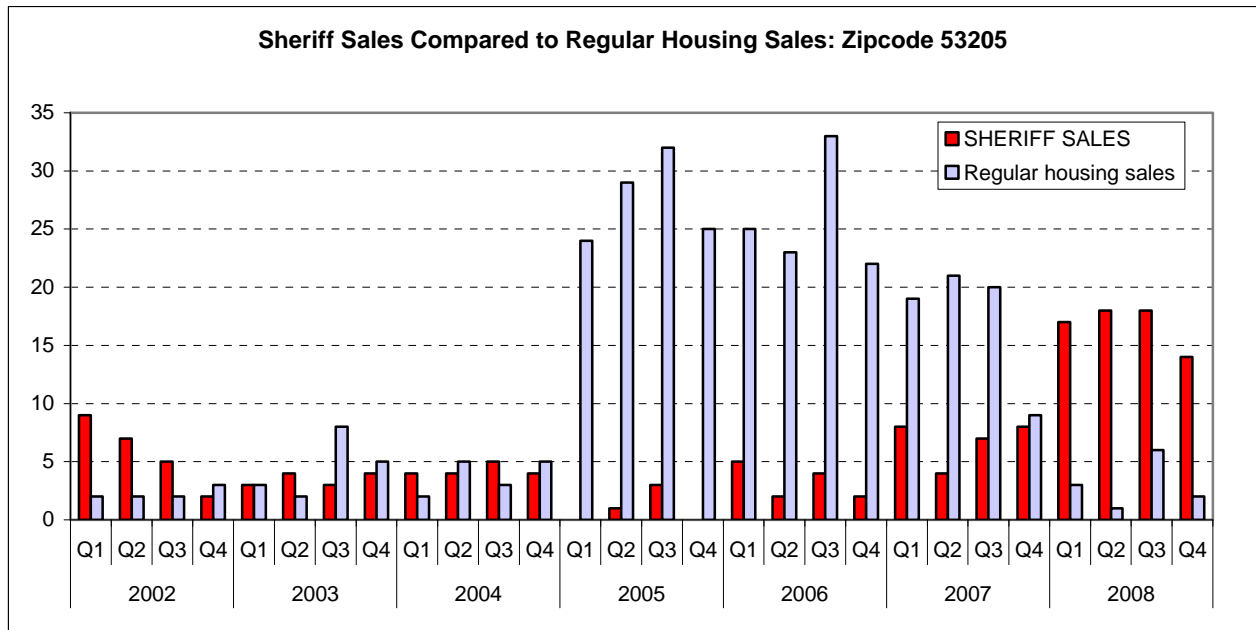
Foreclosure cases filed with the Milwaukee County circuit courts and reaching the Milwaukee County sheriff's office for auction sales were analyzed to shed light on the extent to which the national mortgage crisis reached Milwaukee neighborhoods and MPS families. Each Monday morning the Milwaukee County sheriff holds real estate auctions for houses that have been foreclosed for non-payment of mortgages. The foreclosure cases filed with the Milwaukee County circuit courts and reaching the sheriff for auction sales were analyzed to shed light on the extent to which the national mortgage crisis reached Milwaukee neighborhoods and MPS families.

The map below shows sheriff sales scheduled in zip code 53205 for the recent period from January 1, 2007 – May 1, 2009. **Nearly every block in the zip code has problem properties reaching the sheriff sale stage.** The properties up for auction are often in severe distress. Some may have already been abandoned, renters may be displaced or uncertain about who owns the property, repairs are frequently delayed, and vandalism is not uncommon.

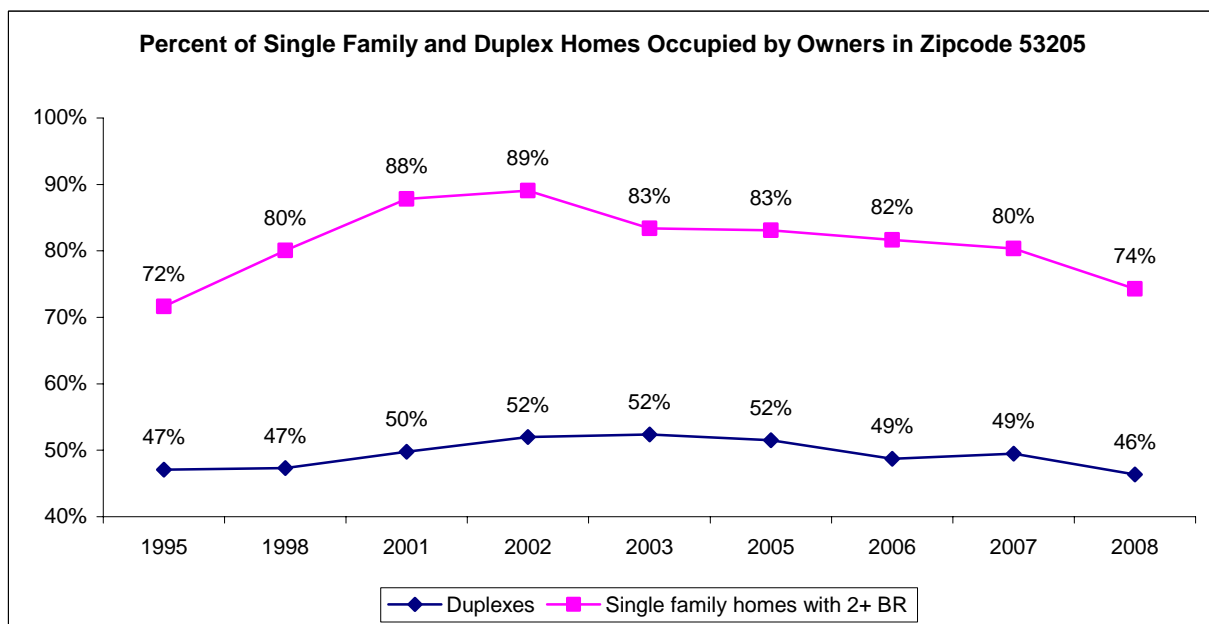
(January 1, 2007 – May 1, 2009)



The annual number of one-family and two-family houses put up for sheriff sales in zip code 53205 rose from 13 houses in 2006 to 27 houses in 2007, and up to 67 houses in 2008. In every quarter of 2008 nearly all the sales activity was at sheriff's auctions rather than regular housing sales.



It appears that an immediate impact of the housing crisis has been a **drop in home ownership**. Home ownership rates for single family houses with 2 or more bedrooms dropped from 89% in 2002 to 74% in 2008. The home ownership rate for duplexes (where the owner lives in one of the units) declined from 52% in 2005 to 46% in 2008.

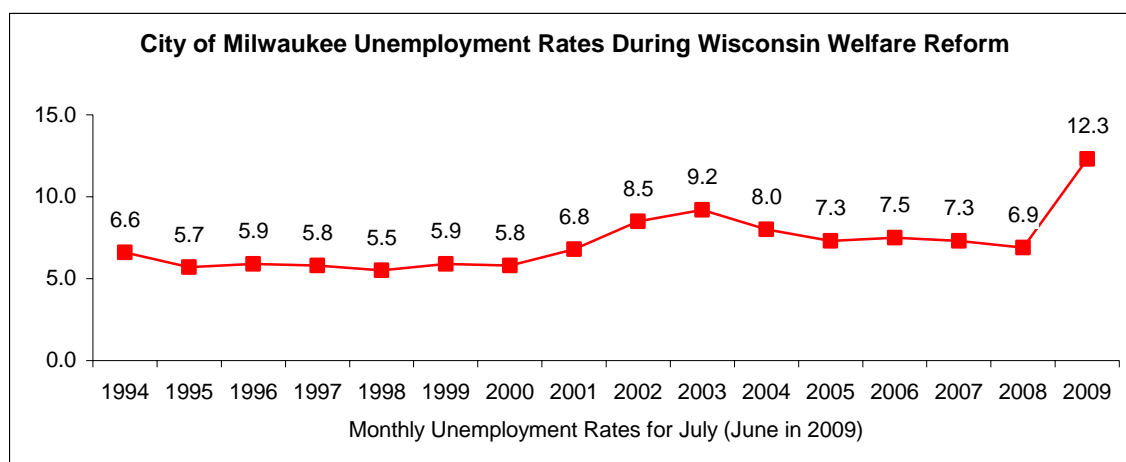


Source: City of Milwaukee property file.

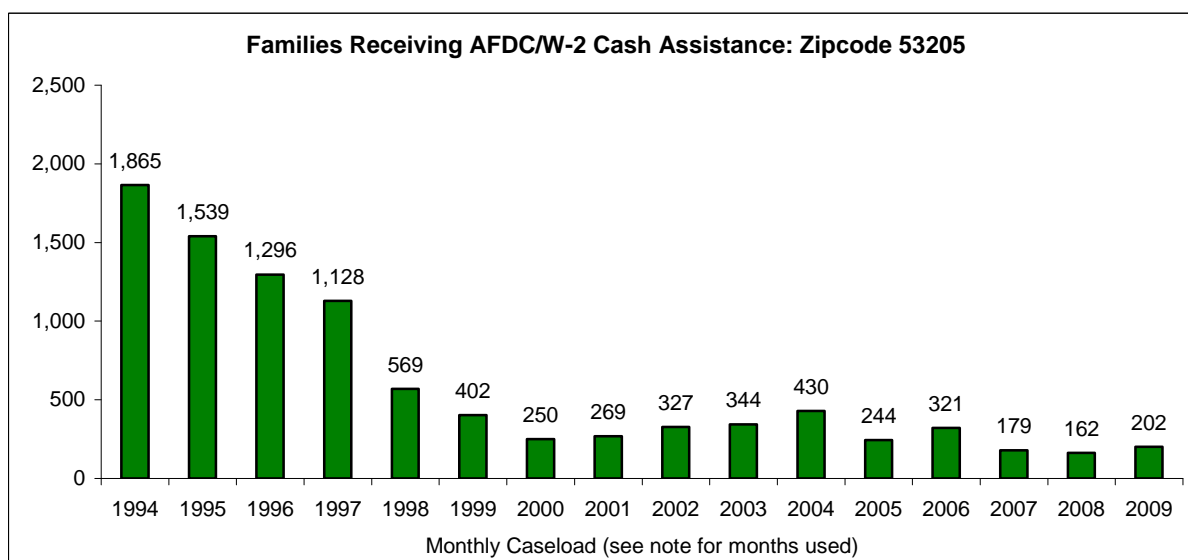
Public Assistance to Families during the Recession 1994-2008

Enrollments in BadgerCare Plus (medical insurance for low-income families and children) and FoodShares (food stamps) have increased substantially over the past year as the economy has worsened, but there has been little change in the number of Milwaukee families receiving “W-2” income support.

- The city of Milwaukee unemployment rate has nearly doubled over the past year, from 6.9% in July 2008 to 12.3% in June 2009, and the number of laid off workers receiving unemployment compensation in Milwaukee County has increased by 30,376 workers. During this period, however, the number of families in zip code 53205 receiving W-2 income support remains very low, increasing by only 40 families from July 2008 to May 2009.

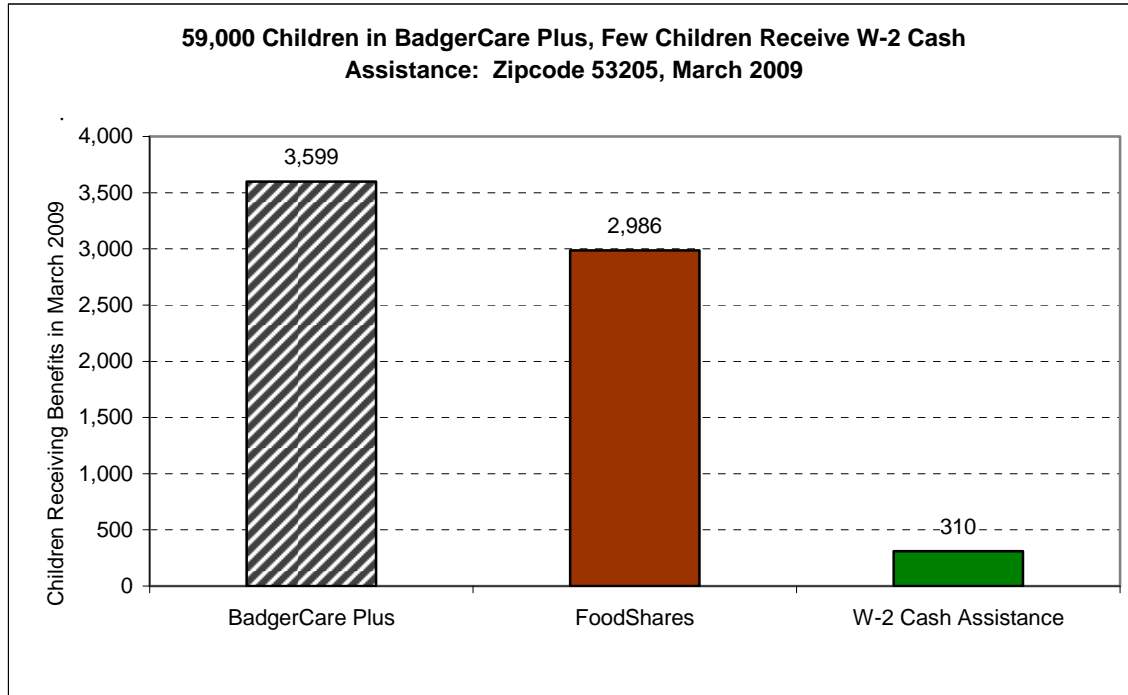


- Fewer families received W-2 income support in May 2009 (when the city unemployment rate reached 12.3%) than five years ago in July 2004 (when the city unemployment rate was at 8%). In May 2009 only 202 families in zip code 53205 were receiving W-2 cash assistance; in July 2004 there were 430 families receiving income support.



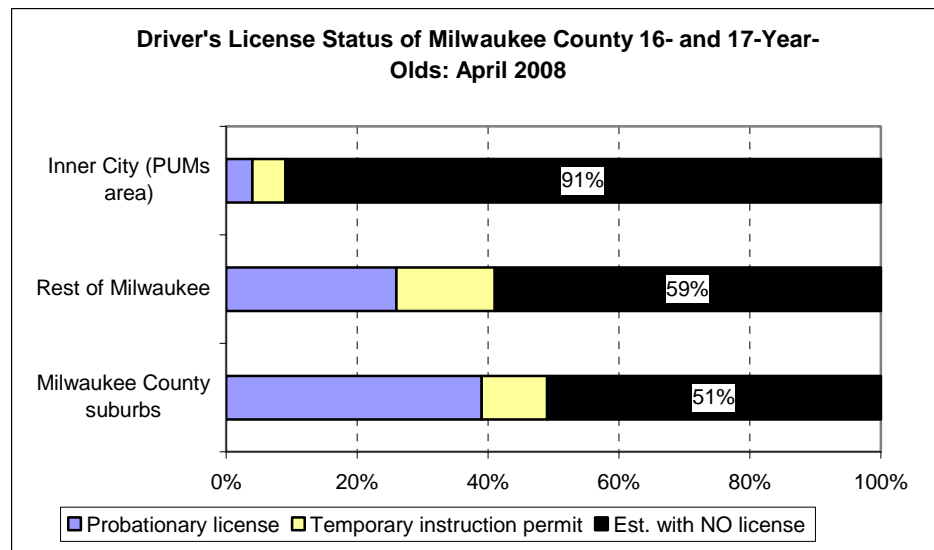
Note: Monthly caseloads shown above are for July for the years 2001-2008 and in other years for March 1994, December 1995, September 1996, June 1997, April 1998, February 1999, April 2000, June 2001, and May 2009.

- The state is making substantial efforts to increase enrollment of low-income children and families in federal/state medical insurance programs and FoodShare during the economic recession. As of March 2009, 3,599 children were enrolled in BadgerCare Plus and 2,986 children were receiving food stamp benefits in zip code 53205. Only 310 children were in families receiving W-2 income support.



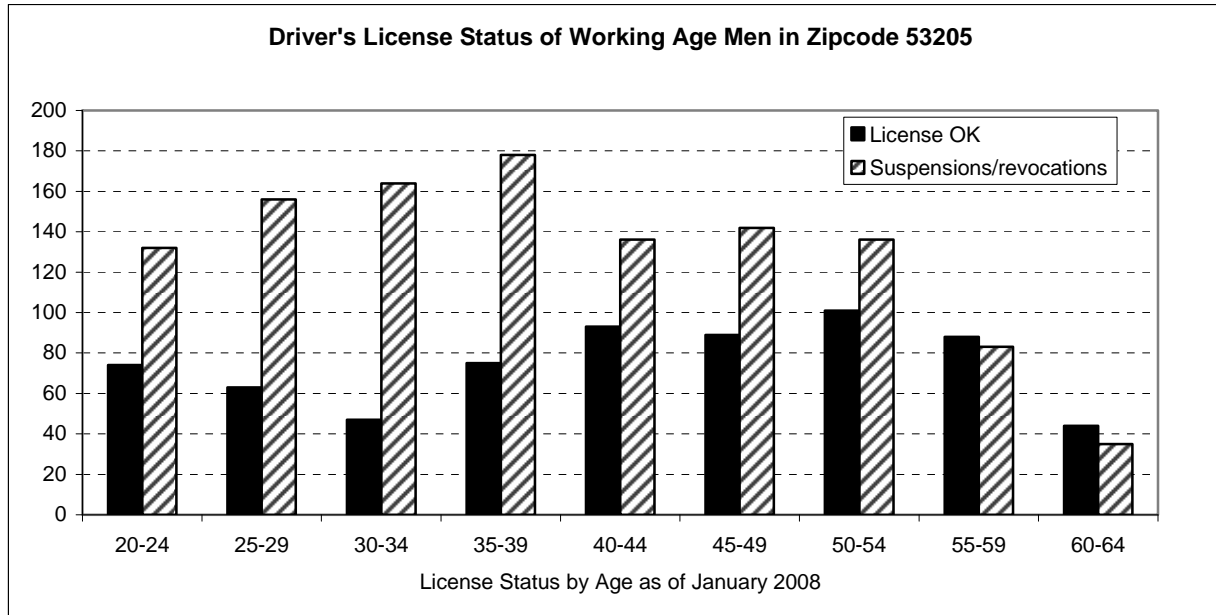
Driver's License Suspensions and Revocations 2008

Only 9% of inner city Milwaukee teens aged 16 and 17 have probationary licenses (4%) or learner's permits (5%), according to 2008 Wisconsin Department of Transportation (DOT) driver's license files and U.S. Census population counts. Most (91%) inner city teens have NO license. By contrast, only 49% of 16- and 17-year-old teens living in the Milwaukee County suburbs have no license.

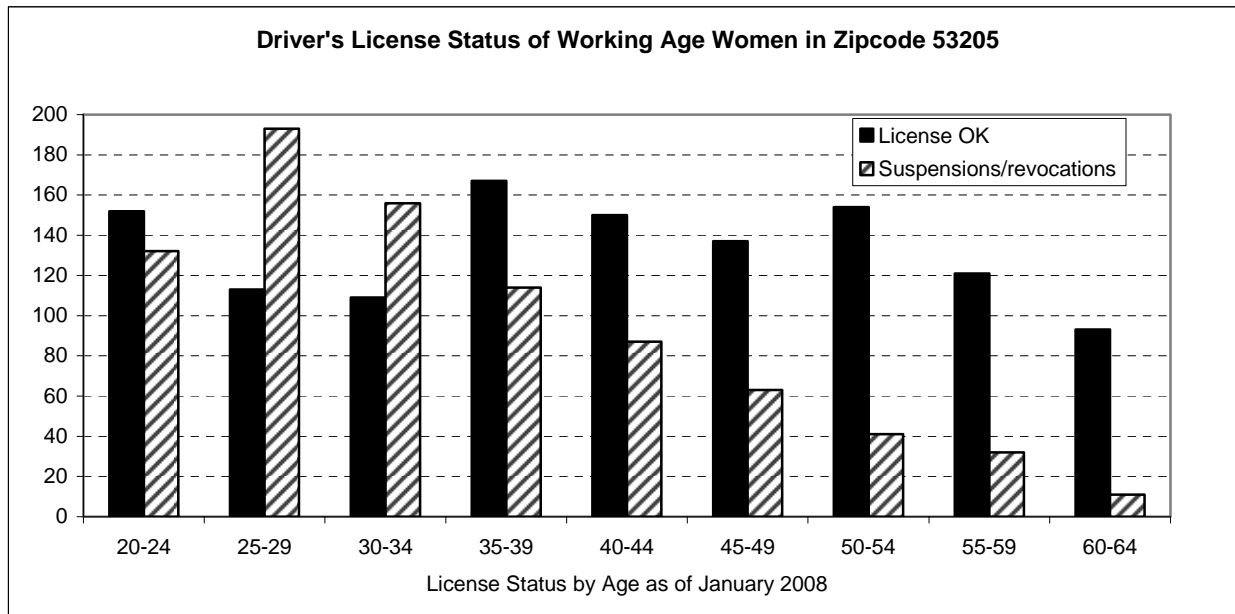


The problems of teens lacking driver's licenses persist into adulthood. Access to private transportation is critical for reaching most job openings in the metro area, yet few teens obtain their license while in school and dropouts under age 18 are prohibited from obtaining a license. A host of factors contribute to the lack of driver's licenses among central city residents -- the lack of affordable driver's education programs for teens, the high cost of auto insurance in inner city neighborhoods, lack of vehicles among low-income residents, and high rates of license suspensions and revocations. Minorities are far more likely to have license suspensions and revocations than whites in Milwaukee County where minor vehicle infractions related to older cars ("driving while poor") may turn into felony violations if the individual is stopped while driving with a suspended license.

- In zip code 53205 state DOT files showed 1,236 males and 855 females with suspensions and revocations.
- Far more men of working age have suspended and revoked licenses than hold clear licenses.



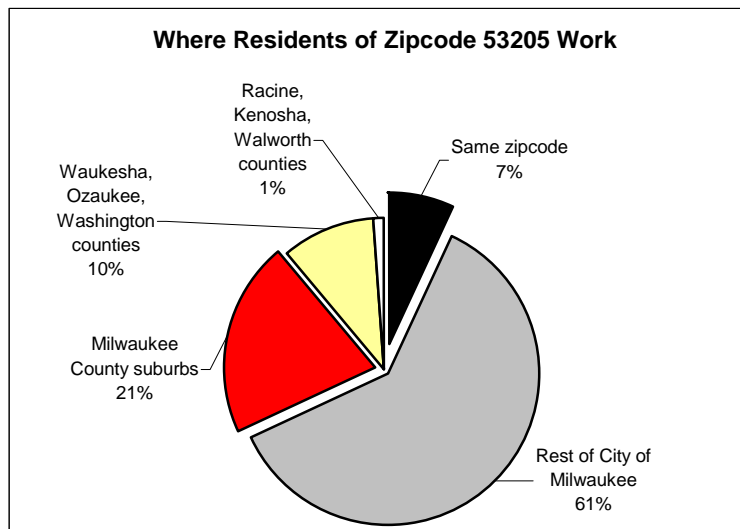
- Women in zip code 53205 also show high numbers of license suspensions and revocations, particularly for those ages 25-34.



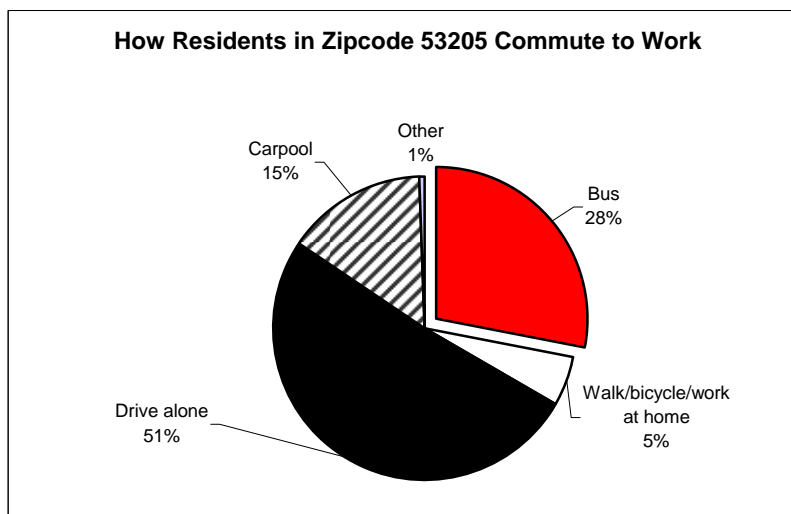
Commuting Patterns 2000 CTPP

The 2000 Census Transportation Planning Package, released in 2004/2005, offered a unique opportunity to assess the commuting patterns of workers from zip code 53205. Responses to the Census long-form questionnaire (issued to one out of 6 households) were coded by address for residence and place of work.

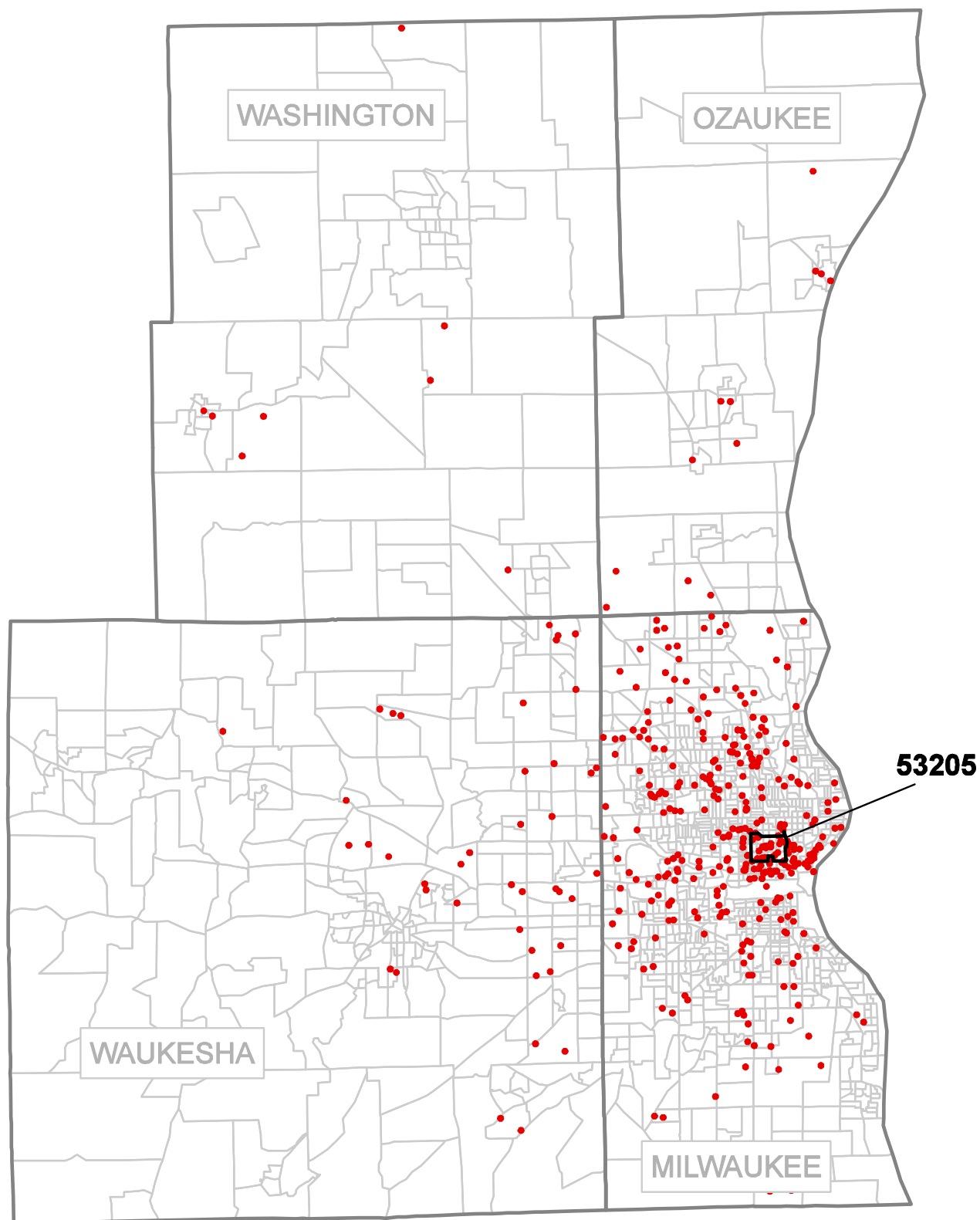
- For most residents of zip code 53205, the labor market was very limited. According to the Census 2000 transportation files, 89% of 53205 residents worked in Milwaukee County, including 68% of 53205 residents who were employed at jobsites within the City of Milwaukee. About 10% of resident workers had jobs in Waukesha, Ozaukee and Washington (WOW) counties. Almost no residents commuted to Racine, Kenosha and Walworth counties for work.



- Bus transportation is critical for many workers residing in zip code 53205. While half of resident workers drove to work alone in 2000, 28% (an estimated 948 workers) used the bus to get to their jobs. An estimated 44% of workers with income below 100% of poverty bussed to work.



Where People Work Who Live in Zipcode 53205



Source: U.S. Census 2000 Transportation Planning Package data files (1 dot = 5 workers)
Analysis by Employment and Training Institute, University of Wisconsin-Milwaukee.

Employed Parents with Income Below or Near Poverty 1994-2009

Wisconsin income tax returns were reviewed to assess the income of families with children and living in central city Milwaukee zip codes. These tax data are for the single and married (non-elderly) filers claiming dependents in the 2007 tax year based on filings in 2008. As a result the data are far more current than the 2000 U.S. Census (based on 1999 income) and more comprehensive than the American Community Survey for 2005-2007. Federal poverty guidelines and adjusted gross income ranges for non-elderly single and married tax filers with dependents were used to estimate the number of employed families with income earnings below the poverty level.

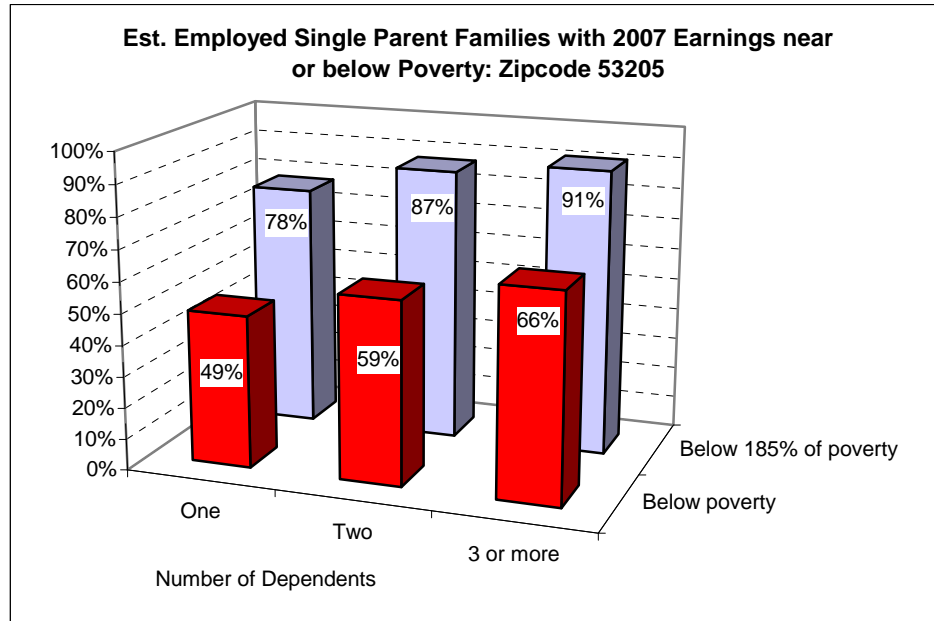
The poverty guidelines reflect the federal government's estimate of the bare minimum required by families to meet their basic needs and are used to determine eligibility for federal support programs. In 2007, the U.S. Department of Health and Human Services set the poverty guidelines at \$13,690 for a 2-person (e.g., parent and 1 child) family and \$17,170 for a 3-person family. The department estimated that it took \$3,480 to support each additional family member in 2007. These very low guidelines were used to determine the number of family tax filers showing income below the poverty line. A second, commonly used federal standard is 185% of poverty (or \$25,327 annual income to support 2 persons, \$31,765 to support 3 persons, and \$38,203 to support a family of four in 2007). The 185% of poverty standard was used to determine eligibility of families for reduced price school lunches and to qualify employed parents for eligibility for the Wisconsin Shares child care subsidy program.

<u>2007 Federal Poverty Standards</u>	<u>Family Size:</u>			
	<u>2-persons</u>	<u>3-persons</u>	<u>4-persons</u>	<u>1 additional person</u>
Poverty level	\$13,690	\$17,170	\$20,650	+\$3,480
130% of poverty (free lunch standard)	\$17,797	\$22,321	\$26,845	+\$4,524
185% of poverty (reduced price lunch standard; eligible for Shares child care subsidies)	\$25,327	\$31,765	\$38,203	+\$6,438

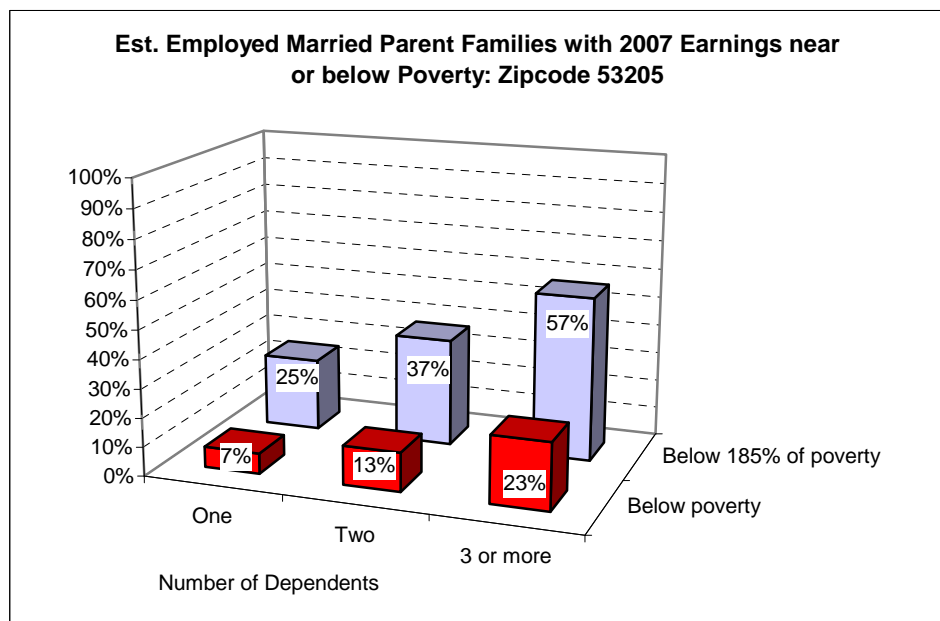
Note: the 2009 federal poverty standards are \$xx for a 2-person family and \$xx for each additional person.

In the city of Milwaukee (as measured by predominantly city zip codes), a majority (62%) of all employed parents with children made below 185% of the poverty level and a third of employed parent filers have earnings below the poverty level in 2007, according to state tax returns. In the inner city poverty rates and near poverty rates among working families are even higher.

- **For single parent families with dependents, in zip code 53205 in 2007 two-thirds of the filers with 3 or more children had income below the poverty level**, and an estimated 49% of single tax filers with one dependent showed adjusted gross income below the poverty level (\$13,690 for two persons).
- When 185% of poverty (the standard for reduced price school meals) is used, **nearly all (87-91%) of single parents with 2 or more children had inadequate income.**

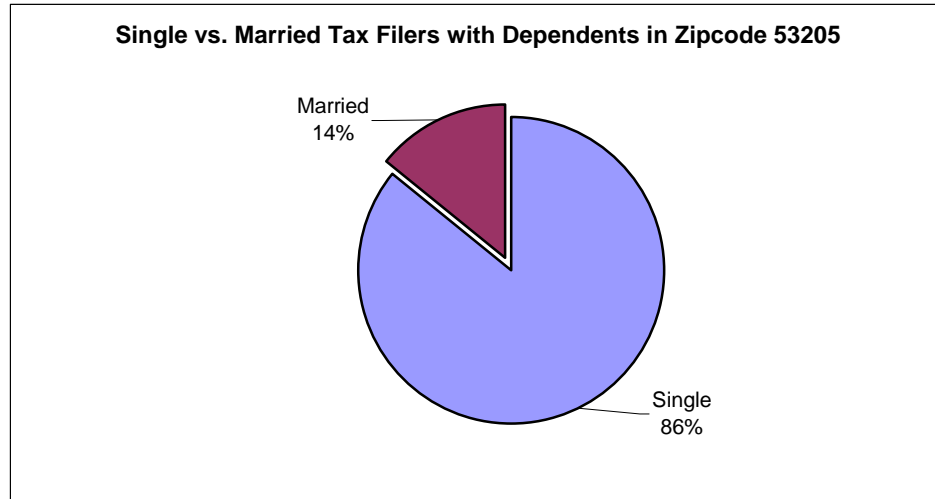


- **Married parent families were far less likely to be living in poverty, particularly those with only one or two children**, and often by combining incomes from two adult workers. Even still, over half (57% or more) of married filers with more than 2 dependents had income below 185% of poverty.

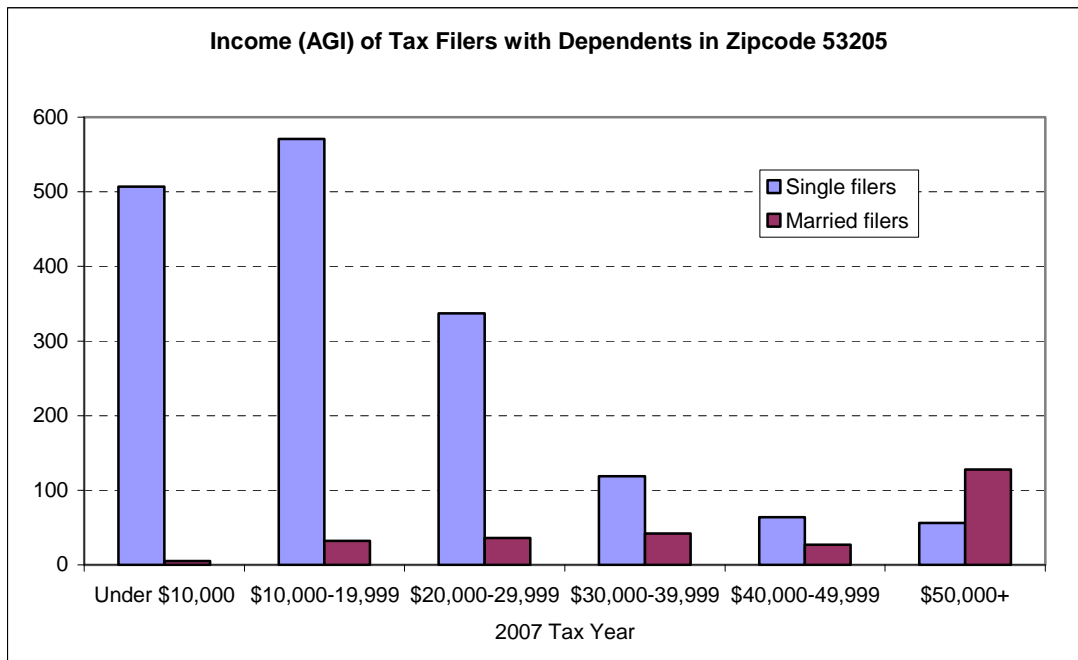


Z

- The Wisconsin Department of Revenue 2007 tax data showed **only 270 married tax filers with dependents compared to 1,654 single tax filers with dependents** in zip code 53205.



- The challenges of securing and maintaining full-time, year-round employment are particularly difficult for lower-income single parents; **507 single parents (with dependents) earned less than \$10,000 in 2007** and another 326 earned less than \$15,000.



Earned Income Tax Credit Helps Families

Federal and state earned income tax credits offer a substantial boost to working families at the lower end of the wage scale. The federal earned income tax credit (EIC) offers tax benefits to help reduce the payroll and social security tax burdens and to supplement wages for low and moderate income working families and single persons. Wisconsin has been a leader in providing a state credit for families.² For this analysis federal credits were estimated based on Wisconsin usage ratios.

- In zip code 53205, a total of **1,457 families were helped by the EIC**, or 76% of all single and married tax filers with dependents.

Zip Code 53205 Parents Receiving the Earned Income Tax Credit (EIC) in 2007	
Families receiving the EIC	1,457
Average state credit	\$527
Est. average federal credit	\$3,196
Average federal and state credit	\$3,723
% of family tax filers helped	76%

² For those employed family tax filers who claim the credit, Wisconsin adds 4% to the federal credit for families with one qualifying child, 14% to the federal credit for families with two qualifying children, and 43% to the federal credit for families with three or more qualifying children.

*The summary report on **Socio-Economic Analysis of Neighborhood Issues Facing Milwaukee Public Schools Students and Their Families** and analyses of other zip codes are available online at www.eti.uwm.edu.*