

2009

Socio-Economic Analysis of Neighborhood Issues facing MPS Students and Their Families in Zipcode 53206

Lois M. Quinn

University of Wisconsin - Milwaukee, lquinn@uwm.edu

John Pawasarat

University of Wisconsin - Milwaukee, pawasara@uwm.edu

Follow this and additional works at: https://dc.uwm.edu/eti_pubs



Part of the [Criminology and Criminal Justice Commons](#), [Curriculum and Instruction Commons](#), [Public Policy Commons](#), and the [Work, Economy and Organizations Commons](#)

Recommended Citation

Quinn, Lois M. and Pawasarat, John, "Socio-Economic Analysis of Neighborhood Issues facing MPS Students and Their Families in Zipcode 53206" (2009). *ETI Publications*. 45.

https://dc.uwm.edu/eti_pubs/45

This Technical Paper is brought to you for free and open access by UWM Digital Commons. It has been accepted for inclusion in ETI Publications by an authorized administrator of UWM Digital Commons. For more information, please contact open-access@uwm.edu.

Appendix 3

Socio-Economic Analysis of Neighborhood Issues Facing Milwaukee Public Schools Students and Their Families in Zip Code 53206

*Planning document prepared by the
University of Wisconsin-Milwaukee
Employment and Training Institute,
2009.*

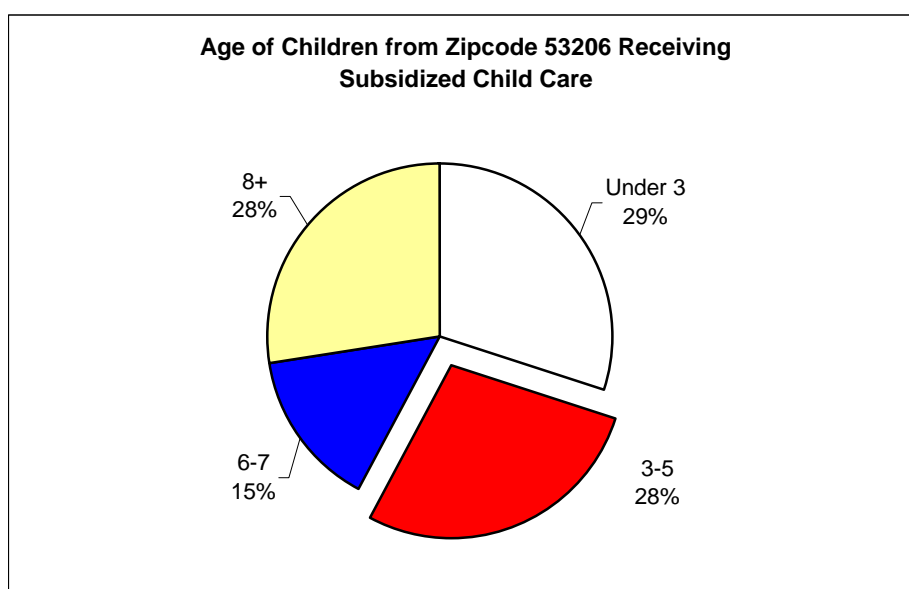
As a planning supplement to the annual count of school children in the city of Milwaukee, the University of Wisconsin-Milwaukee Employment and Training Institute assembled institutional and administrative data bases to help provide a socio-economic analysis of neighborhood issues facing Milwaukee Public School students and their families. This report provides neighborhood drilldowns for Milwaukee zip code 53206.

| Contents | <u>Page</u> |
|--|--------------------|
| Child Care Availability and Subsidies | 2 |
| Child Safety: Crime and Traffic Accidents | 9 |
| High Incarceration Rates and Returning Prisoners | 12 |
| The Housing Crisis Hits Home | 14 |
| Public Assistance to Families during the Recession | 20 |
| Driver's License Suspensions and Revocations | 22 |
| Commuting Patterns | 24 |
| Employed Parents with Income Below or Near Poverty | 26 |

Child Care Availability and Subsidies 1996-2009

The Wisconsin Shares program provides child care subsidies for employed parents (and those in approved “W-2” activities), utilizing federal Child Care and Development Funds (CCDF) and Temporary Assistance to Needy Families (TANF). Families are eligible for support if their income is at or below 185% of poverty and may continue to receive support until their income reaches 200% of poverty.

In zip code 53206 a total of 2,701 children received Wisconsin Shares child care subsidies the week of March 15, 2009. Children ages 3 through 5 made up 746 (28%) of the children in care, and another 1,144 children ages 6 and above were in before and after school care.

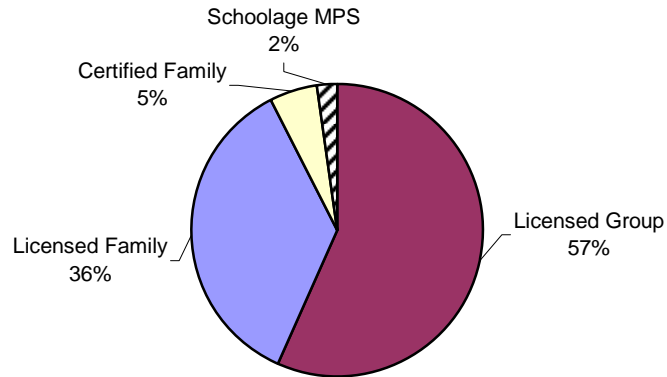


Under the Shares program parents may choose among several types of child care: licensed group care (centers licensed by the Wisconsin Department of Children and Families to serve 9 or more children), licensed family care (family providers licensed by the state to serve 4-8 children), certified family care (providers certified by Milwaukee County to care for up to 6 children in their home), and school-age programs operated by Milwaukee Public Schools.¹

In zip code 53206, over half (57%) of the children were in licensed group centers and a third (36%) in licensed family care. Only 60 children (2%) were in MPS school-age child care in March 2009.

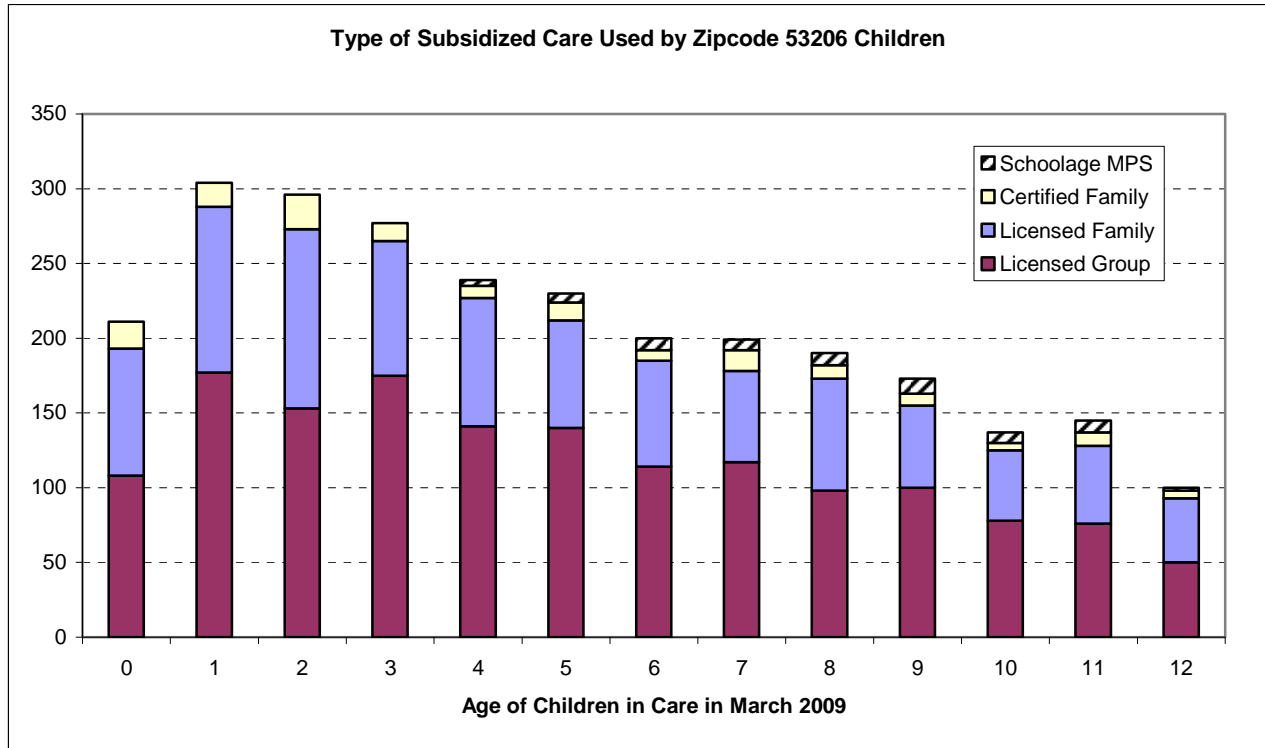
¹ “Lead teachers” in licensed group child care centers must complete only an 80-hour training class (and 25 hours of continuing education each year). “Lead teachers” caring for children under age 2 must also take a 10-hour training on infants and toddlers. “Assistant teachers” in group centers must complete only a 40-hour child care class (and take 25 hours of continuing education each year). Licensed family providers also must complete a 40-hour training class (and take 15 hours of in-service training each year). Regularly certified providers must complete a 20-hour training class (and take 5 hours of continuing education annually). Provisionally certified providers are not required to complete any training. See the Milwaukee County “Child Care Providers” website at www.county.milwaukee.gov/ChildCare9969/Providers.htm.

**Type of Child Care Providers Used by 53206 Children in Shares:
March 2009**



Zip Code 53206 Children in Subsidized Care as of March 2009

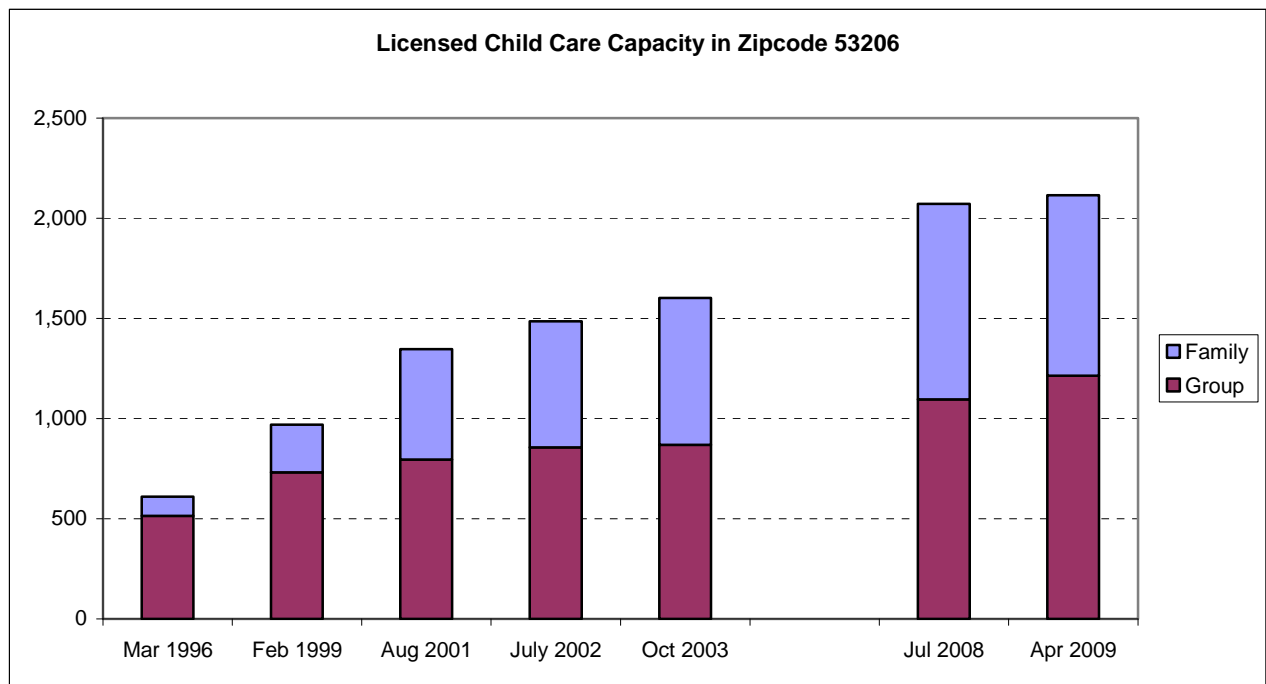
| <u>Type of Care</u> | <u>Age as of March 2009:</u> | | | | | | | | | | | | | <u>Total</u> |
|--------------------------------|------------------------------|----------|----------|----------|----------|----------|----------|----------|----------|----------|-----------|-----------|-----------|--------------|
| | <u>0</u> | <u>1</u> | <u>2</u> | <u>3</u> | <u>4</u> | <u>5</u> | <u>6</u> | <u>7</u> | <u>8</u> | <u>9</u> | <u>10</u> | <u>11</u> | <u>12</u> | |
| Licensed Group | 108 | 177 | 153 | 175 | 141 | 140 | 114 | 117 | 98 | 100 | 78 | 76 | 50 | 1,527 |
| Licensed Family | 85 | 111 | 120 | 90 | 86 | 72 | 71 | 61 | 75 | 55 | 47 | 52 | 43 | 968 |
| Regularly Certified Family | 17 | 15 | 21 | 11 | 8 | 11 | 7 | 12 | 9 | 7 | 5 | 8 | 5 | 136 |
| Provisionally Certified Family | 1 | 1 | 2 | 1 | | 1 | | 2 | | 1 | | 1 | | 10 |
| Schoolage MPS | | | | | 4 | 6 | 8 | 7 | 8 | 10 | 7 | 8 | 2 | 60 |
| All | 211 | 304 | 296 | 277 | 239 | 230 | 200 | 199 | 190 | 173 | 137 | 145 | 100 | 2,701 |



Licensed Child Care Providers Located in Zip Code 53206

The state Department of Health and Family Services had licensed 23 group centers located in zip code 53206, with a licensed capacity for 1,214 children and 113 family providers with a capacity for 901 children as of April 2009. (In addition, parents may place their children in the care of neighbors, friends or relatives and receive subsidy support if the provider has been certified by Milwaukee County as meeting minimum state requirements.)

The capacity of licensed group child care has more than doubled and licensed family care increased nine-fold since the Wisconsin Shares program was developed using funded through federal Temporary Assistance to Needy Families (TANF) and the Child Care and Development Fund (CCDF).



Licensed Group Centers in Milwaukee Zip Code 53206
(as of April 2009)

| <u>Facility Name</u> | <u>Street Address</u> | <u>Capacity</u> | <u>Ages Accepted</u> | <u>Days Open</u> |
|-------------------------------------|-----------------------|-----------------|----------------------|------------------|
| EMMAUS LUTHERAN CHILD CARE CENTER | 2210 W HADLEY ST | 138 | 6 wks - 12 yrs | Mon-Fri |
| THE CITY OF GOD CHILD DEV CENTER | 2400 W CAPITAL DR | 134 | 6 wks - 12 yrs | Sun-Sat |
| URBAN DAY 12TH STREET CAMPUS | 3774-82 N 12TH ST | 100 | 3 yrs - 12 yrs | Mon-Fri |
| BOYS & GIRLS CLUB - LAVARNWAY | 2739 N 15TH ST | 70 | 4 yrs - 8 yrs | Mon-Fri |
| LEE'S LEARNING CHILD DEVELOPMNT CTR | 2850 N TEUTONIA AVE | 67 | 4 wks - 12 yrs | Mon-Fri |
| GOLDEN RULE DAY CARE LEARNING CTR | 2430 W HOPKINS ST | 63 | 1 mo - 12 yrs | Sun-Sat |
| GREATER NEW BIRTH CHILD DEV CENTER | 2200-06 W CENTER ST | 59 | 6 wks - 12 yrs | Mon-Fri |
| PRECIOUS CHILD CARE AND PRESCHOOL | 3866 N TEUTONIA AVE | 56 | 6 wks - 12 yrs | Sun-Sat |
| VICTORIOUS CHILD CARE | 1373 W CENTER ST | 52 | 6 wks - 12 yrs | Mon-Fri |
| JOHANNA CHILD DEVELOPMENT LLC | 2498 W HOPKINS ST | 50 | 6 wks - 12 yrs | Mon-Fri |
| KIDS KOLLEGE DEVELOPMENT CENTER INC | 2816 N TEUTONIA AVE | 50 | 6 wks - 12 yrs | Mon-Fri |
| ROSE'S OF TODAY'S CHILDREN LRNG CTR | 2809 N TEUTONIA AVE | 48 | 2 wks - 12 yrs | Sun-Sat |
| LULLABY DAY CARE CENTER | 936 W CENTER ST | 47 | 6 wks - 12 yrs | Mon-Fri |
| V I P CHILD CARE SERVICES | 2301-07 W CAPITOL DR | 47 | 6 wks - 12 yrs | Mon-Sat |
| JACKSON'S DAY CARE CENTER | 2345 N 18TH ST | 37 | 1 day - 13 yrs | Mon-Fri |
| AUDREY ROSE INC | 2300 W HOPKINS | 32 | 6 wks - 12 yrs | Mon-Fri |
| BRIGHTER HORIZONS LEARNING ACADEMY | 3319 N 24TH ST | 31 | 1 day - 12 yrs | Sun-Sat |
| GOD'S FUTURE SCHOLAR LC | 2535 W CENTER ST | 30 | 4 wks - 12 yrs | Sun-Sat |
| KEEFE EARLY CHILDHOOD CENTER | 1618 W KEEFE AVE | 24 | 2 yrs - 12 yrs | Mon-Fri |
| NORMA'S KIDDLAND ACADEMY COLLEGE | 2216 W HOPKINS ST | 24 | 4 wks - 12 yrs | Mon-Fri |
| JUBILEE OF COLORS TOO | 1026 W ATKINSON AVE | 23 | 6 wks - 12 yrs | Mon-Fri |
| JUMPIN' JACKS SITE II | 3540 N 20TH ST | 17 | 6 wks - 12 yrs | Mon-Fri |
| E M JONES DAY CARE CENTER INC | 3951 N 20TH ST | 15 | 3 wks - 12 yrs | Mon-Fri |

Licensed Family Centers in Milwaukee Zip Code 53206
(as of April 2009)

| <u>Facility Name</u> | <u>Street Address</u> | <u>Capacity</u> | <u>Ages Accepted</u> | <u>Days Open</u> |
|-------------------------------------|-----------------------|-----------------|----------------------|------------------|
| A LITTLE ATTENTION DAY CARE | 1426 W CAPITOL DR | 8 | 1 day - 12 yrs | Sun-Sat |
| A PLUS LEARNING CTR II THE BABES | 3336 N 16TH ST | 8 | 6 wks - 12 yrs | Mon-Fri |
| ABBY'S ANGELS | 3323 N 16TH ST | 8 | 6 wks - 12 yrs | Mon-Fri |
| ALL ABOUT KID'Z LLC | 2976 N 24TH PL | 8 | 6 wks - 12 yrs | Sun-Sat |
| ALL ABOUT THE KIDZ | 3860 N 19TH ST | 8 | 6 wks - 13 yrs | Mon-Fri |
| ANDERSON CHILD CARE CENTER | 3137 N 16TH ST | 8 | 6 wks - 12 yrs | Mon-Fri |
| ANDERSON'S ANGELS CHILDCARE II | 3706 N 17TH ST | 8 | 6 wks - 12 yrs | Sun-Sat |
| ANN'S MIRACLE & WONDERS | 3950 N 24TH PLACE | 8 | 6 wks - 12 yrs | Mon-Fri |
| ANOINTED LOVE CHILD CARE | 3951 N 17TH ST | 8 | 6 wks - 12 yrs | Mon-Fri |
| ASHLEIS' WONDERLAND | 3157 N 8TH ST | 8 | 6 wks - 12 yrs | Sun-Sat |
| AUNTEE PAULINE'S FAMILY CHILD CARE | 2723 N 25TH ST | 8 | 6 wks - 12 yrs | Sun-Sat |
| AUNTIE JACKIE'S DAY CARE INC | 3841 N 17TH ST | 8 | 6 wks - 12 yrs | Sun-Sat |
| AYANNA TENDER LOVING CARE | 2551 N 8TH ST | 8 | 4 wks - 12 yrs | Mon-Fri |
| BABIES CHRISTIAN DC PRSCH CTR PH II | 3780 N 10TH ST | 8 | 4 wks - 12 yrs | Mon-Fri |
| BARBARA'S LITTLE LAMB ACADEMY | 2542 N 21ST ST | 8 | 6 wks - 12 yrs | Sun-Sat |
| BAYLUES DAY CARE | 3266 N 11TH ST | 8 | 6 wks - 12 yrs | Mon-Sat |
| BEAUTIFUL BEGINNINGS | 1012 W BURLEIGH ST | 8 | 03M12 yrs | Sun-Sat |
| BOBBIE'S FAMILY DAYCARE II | 3269 N 24TH PL | 8 | 4 wks - 12 yrs | Sun-Sat |
| BRADLEY FAMILY DAY CARE | 2430 W FINN PL | 8 | 6 wks - 12 yrs | Mon-Fri |

| <u>Facility Name</u> | <u>Street Address</u> | <u>Capacity</u> | <u>Ages Accepted</u> | <u>Days Open</u> |
|-------------------------------------|-----------------------|-----------------|----------------------|------------------|
| BRYANN'S FAMILY DC | 3396 N 22ND ST | 8 | 6 wks - 12 yrs | Mon-Fri |
| CASHMERE AND CENTURY FAMILY DAYCARE | 3947 N 16TH ST | 8 | 6 wks - 12 yrs | Mon-Fri |
| CENTER OF ATTENTION CHILD CARE | 3067 N 21ST ST | 8 | 6 wks - 12 yrs | Sun-Sat |
| CHARLOTTE'S WEB CRAWLERS FAMILY DC | 3881 N 26TH ST | 8 | 4 wks - 12 yrs | Sun-Sat |
| CHERISH THE KIDS II | 3116 N 24TH PL | 8 | 6 wks - 12 yrs | Mon-Fri |
| CHILDREN'S FIRST CHILD CARE | 2427 N TEUTONIA AVE | 8 | 1 day - 13 yrs | Mon-Fri |
| CHILDREN'S PLACE OF JOY | 2727 N 9TH ST | 8 | 3 wks - 12 yrs | Mon-Fri |
| COLLINS BLOSSOMING BABY LLC | 2867 N 21ST ST | 8 | 2 wks - 12 yrs | Mon-Fri |
| CONSIDER IT DONE CHILD DEVELOP CTR | 1523 W HADLEY | 8 | 6 wks - 12 yrs | Mon-Fri |
| D & D FAMILY CHILD CARE | 3575 N 10TH ST | 8 | 6 wks - 12 yrs | Sun-Sat |
| DADDY DUCKIES CHILDREN EDU CTR | 3139 N 26TH ST | 8 | 6 wks - 12 yrs | Mon-Sat |
| DANIELS ANGELS | 3397 N 22ND ST | 8 | 6 wks - 12 yrs | Mon-Fri |
| DAY IN DAY OUT DAY CARE | 2839 N 25TH ST | 8 | 6 wks - 12 yrs | Sun-Sat |
| DEBBIE'S DARLING ANGELS | 3116 N 25TH ST | 8 | 6 wks - 12 yrs | Mon-Fri |
| DEB'S FAMILY DAYCARE | 2966 N 25TH ST | 8 | 6 wks - 12 yrs | Mon-Fri |
| DESTINY'S HOUSE OF ANGELS CCC II | 2828 N 25TH ST | 8 | 4 wks - 13 yrs | Sun-Sat |
| DEVOTION LEARNING CENTER | 3135 N 11TH ST | 8 | 6 wks - 12 yrs | Sun-Sat |
| DREAMS COME TRUE CHILDCARE CENTER | 2300 W CLARKE ST | 8 | 3 wks - 12 yrs | Sun-Sat |
| E A T FAMILY DAY CARE | 3918 N 24TH ST | 8 | 2 mos - 13 yrs | Mon-Fri |
| EDWARDS FAMILY CHILD CARE CENTER | 3877 N 19TH ST | 8 | 4 wks - 12 yrs | Mon-Fri |
| ENDLESSSTEPS CHILD CARE II | 2451 N 20TH ST | 8 | 6 wks - 12 yrs | Sun-Sat |
| EVERLASTING ARMS FAMILY DAY CARE | 3410 N 15TH ST | 8 | 2 wks - 12 yrs | Mon-Fri |
| FATOU'S FAMILY & FRIENDS | 3908 N 22ND ST | 8 | 6 wks - 12 yrs | Sun-Sat |
| FINGERPRINTS CHILD CARE | 2812 N 15TH ST | 8 | 2 wks - 12 yrs | Sun-Sat |
| FROM DUSK TIL DAWN CHILD CARE CTR | 3055 N 21ST ST | 8 | 6 wks - 12 yrs | Sun-Sat |
| GENEVA'S KIDS KARE | 2800 N 18TH ST | 8 | 6 wks - 12 yrs | Sun-Sat |
| GIVENS & FRACTION FAM LRNG FND LLC2 | 3427 N 22ND ST | 8 | 4 wks - 12 yrs | Mon-Sat |
| GOD'S DIVINE LEARNING ACADEMY II | 2925 N 23RD ST | 8 | 4 wks - 12 yrs | Sun-Sat |
| GRANDDAD'S GUIDED FOOTSTEPS | 1016 W CAPITOL DR | 8 | 6 wks - 12 yrs | Mon-Sat |
| GRANNY BEV PRECIOUS MOMENTS | 2234 W VIENNA AVE | 8 | 6 wks - 12 yrs | Mon-Fri |
| HAPPY DAYS CHILD CARE | 3944 N 11TH ST | 8 | 6 wks - 12 yrs | Mon-Fri |
| HAPPY LITTLE CAMPERS | 3720 N 19TH PL | 8 | 6 wks - 12 yrs | Mon-Sat |
| HAYNES LEARNING PLAYHOUSE | 2808 N 9TH ST | 8 | 6 wks - 12 yrs | Mon-Fri |
| HEAVEN BOUND ANGELS | 3342 N 21ST ST | 8 | 6 wks - 12 yrs | Mon-Fri |
| HONESTY'S PALACE | 2427 N 26TH ST | 8 | 4 wks - 12 yrs | Sun-Sat |
| HOUSE OF ANGELS | 3951 N 26TH ST | 8 | 6 wks - 12 yrs | Mon-Fri |
| IN GOOD GRACE CHILDCARE CENTER | 3850 N 21ST ST | 8 | 6 wks - 12 yrs | Mon-Sat |
| ISLAND FAMILY DAY CARE | 2412 W AUER AVE | 8 | 4 wks - 12 yrs | Sun-Sat |
| JACKSON FAMILY DAYCARE | 2317 W NASH ST | 8 | 3 wks - 12 yrs | Sun-Sat |
| JENNIFER'S PLAY PIN | 3435 N 23RD ST | 8 | 6 wks - 12 yrs | Mon-Fri |
| JESUS' LOVE DAYCARE CENTER #3 | 3551 N 9TH ST | 8 | 1 wks - 12 yrs | Mon-Fri |
| JODIE'S DAY CARE | 1428 W CONCORDIA AVE | 8 | 6 wks - 12 yrs | Mon-Fri |
| JORDAN-BROWN FAMILY DAY CARE | 1038 W CENTER ST | 8 | 6 wks - 12 yrs | Sun-Sat |
| JOSHUA FAMILY CHILDCARE | 3307 N 11TH ST | 8 | 2 wks - 12 yrs | Sun-Sat |
| KIDS EXTRAORDINAIRE ACADEMY | 2469 N 26TH ST | 8 | 6 wks - 12 yrs | Mon-Fri |
| KIDS PALACE ACADEMY LLC | 1820 W CLARKE ST | 8 | 1 day - 13 yrs | Sun-Sat |
| LEARNING AND LEADERSHIP CDC 2 | 3214 N 9TH ST | 8 | 6 mos - 12 yrs | Mon-Sat |
| LETICIA'S CHILD CARE CENTER | 2976 N 18TH ST | 8 | 6 wks - 12 yrs | Sun-Sat |
| LETICIA'S CHILD CARE CENTER II | 2946 N 10TH ST | 8 | 6 wks - 12 yrs | Sun-Sat |
| LIBAN'S CHILD DEVELOPMENT | 932 W NASH ST | 8 | 6 wks - 12 yrs | Mon-Fri |
| LITTLE JALEN'S LEARNING ACADEMY INC | 3725 N 20TH ST | 8 | 4 wks - 12 yrs | Sun-Sat |
| LITTLE PEOPLE NEED LOVE | 3042A N 10TH ST | 8 | 6 mos - 12 yrs | Mon-Sat |
| LOVE & GROWTH TEACHING & DCC | 3438 N 9TH ST | 8 | 6 wks - 12 yrs | Mon-Sat |
| MAE QUIN'S FAMILY LEARN CENTER | 3703 N 24TH PL | 8 | 6 wks - 12 yrs | Mon-Fri |
| MAMA'S PLACE CHILD CARE | 3030 N 26TH ST | 8 | 2 wks - 12 yrs | Sun-Sat |

| <u>Facility Name</u> | <u>Street Address</u> | <u>Capacity</u> | <u>Ages Accepted</u> | <u>Days Open</u> |
|--------------------------------------|------------------------------|------------------------|-----------------------------|-------------------------|
| MARIA'S LEARNING CENTER | 2301 W BURLEIGH ST | 8 | 2 wks - 12 yrs | Mon-Fri |
| MARIENDAS ACDMY TO ENHNCE YNG MINDS | 3282 N 24TH PL | 8 | 1 day - 12 yrs | Mon-Fri |
| MARY'S PLAY HOUSE FAMILY CHILD CARE | 3880 N 24TH ST | 8 | 6 wks - 12 yrs | Mon-Fri |
| MIA'S DREAMS | 3436 N 10TH ST | 8 | 6 wks - 12 yrs | Sun-Sat |
| MOORE PRECIOUS THAN GOLD CC CTR | 3787 N 10TH ST | 8 | 4 wks - 12 yrs | Mon-Sat |
| MOTHER GOOSE ADVENTURES | 2941 N 26TH ST | 8 | 4 wks - 12 yrs | Sun-Sat |
| MRS J MARIE CHILD DEV CTR | 3050 N 10TH ST | 8 | 6 wks - 12 yrs | Mon-Fri |
| MY LITTLE MIRACLES | 1342 W ALBANY PL | 8 | 6 wks - 10 yrs | Mon-Fri |
| NEW BEGINNER DEVELOPMENT CENTER | 2821 N 18TH ST | 8 | 2 wks - 12 yrs | Sun-Sat |
| NEXT BEST THING TO HOME CHR DEV CTR | 3052 N 26TH ST | 8 | 6 wks - 12 yrs | Mon-Fri |
| NOAHS ARK FAMILY CHILD CARE CTR | 2004 W KEEFE AVE | 8 | 6 wks - 12 yrs | Mon-Fri |
| NOBLE CARE DAY CARE II | 1036 W WRIGHT ST | 8 | 6 wks - 12 yrs | Sun-Sat |
| NURTURING NUK CHILD CARE | 3756 N 22ND ST | 8 | 6 wks - 12 yrs | Mon-Sat |
| PEANUTS FAMILY CHILD CARE | 3427 N 17TH ST | 8 | 6 wks - 12 yrs | Mon-Fri |
| PRECIOUS CARGO CHILD DEV CTR | 2906 N 12TH ST | 8 | 6 wks - 12 yrs | Sun-Sat |
| PRECIOUS CARGO CHILD DEV CTR II | 3025 N 18TH ST | 8 | 6 wks - 12 yrs | Sun-Sat |
| SARAH'S PRECIOUS ANGELS | 3345 N 11TH ST | 8 | 3 wks - 12 yrs | Mon-Fri |
| SAVE THE LITTLE CHLDNRN CHRISTIAN DC | 3446 N 18TH ST | 8 | 2 yrs - 13 yrs | Mon-Fri |
| SHOWERED WITH LOVE | 3453 N 15TH ST | 8 | 4 wks - 12 yrs | Mon-Fri |
| SHOWERS OF LOVE LLC | 1339 W HADLEY ST | 8 | 4 wks - 12 yrs | Sun-Sat |
| SUNLIGHT'S DAY CARE | 3626 N 23RD ST | 8 | 6 wks - 14 yrs | Mon-Fri |
| SUNRISE DAYCARE CENTER | 2626 N 24TH ST | 8 | 6 wks - 12 yrs | Sun-Sat |
| SWEET ANGELS FAMILY CHILD CARE | 2612 W BURLEIGH ST | 8 | 6 wks - 12 yrs | Mon-Fri |
| T & A CHILD CARE | 3524 N 11TH ST | 8 | 3 wks - 12 yrs | Mon-Fri |
| T AND J CHILD CARE CENTER | 3900 N 15TH ST | 8 | 6 wks - 12 yrs | Sun-Sat |
| T AND J CHILDCARE CTR 2 | 1228 W CAPITOL DR | 8 | 6 wks - 12 yrs | Sun-Sat |
| TAY'S TINY TOTS | 3143 N 21ST ST | 8 | 6 wks - 12 yrs | Mon-Fri |
| TEACH AND PLAYLAND | 3901 N 26TH ST | 8 | 1 day - 12 yrs | Mon-Fri |
| TERRY'S LITTLE TREASURES LLC | 3626 N 25TH ST | 8 | 6 wks - 12 yrs | Mon-Fri |
| THE BLUE MOON CC SERVICES INC | 3611 N 12TH ST | 8 | 6 wks - 12 yrs | Sun-Sat |
| THE LEARNING SPOT CHILD CARE CENTER | 3144 N 14TH ST | 8 | 6 wks - 12 yrs | Mon-Fri |
| TOUCHING TENDER HEARTS | 2523 N 14TH ST | 8 | 2 mos - 12 yrs | Mon-Fri |
| TREAT UM LIKE THEY'RE MINE FCC | 2204 W HOPKINS ST | 8 | 6 wks - 12 yrs | Sun-Sat |
| TT'S CHILD CARE ACADEMY | 3400 N 24TH ST | 8 | 6 wks - 12 yrs | Sun-Sat |
| WILSON'S HELPING HAND CHILD CARE | 3911 N 14TH ST | 8 | 6 wks - 12 yrs | Mon-Fri |
| WOODS EDUCATIONAL CHILD CARE CENTER | 2416 W HOPKINS ST | 8 | 4 wks - 12 yrs | Sun-Sat |
| ZELDA'S LOVE & HAPPINESS CC II | 3355 N 20TH ST | 8 | 4 wks - 12 yrs | Sun-Sat |
| ZILLAH ONE CHILD CARE II | 2746 N 25TH ST | 8 | 4 wks - 12 yrs | Sun-Sat |
| ANITA'S TLC DAY CARE | 1502 W BURLEIGH ST | 5 | 6 wks - 12 yrs | Mon-Fri |

Child Safety: Crime and Traffic Accidents 2008

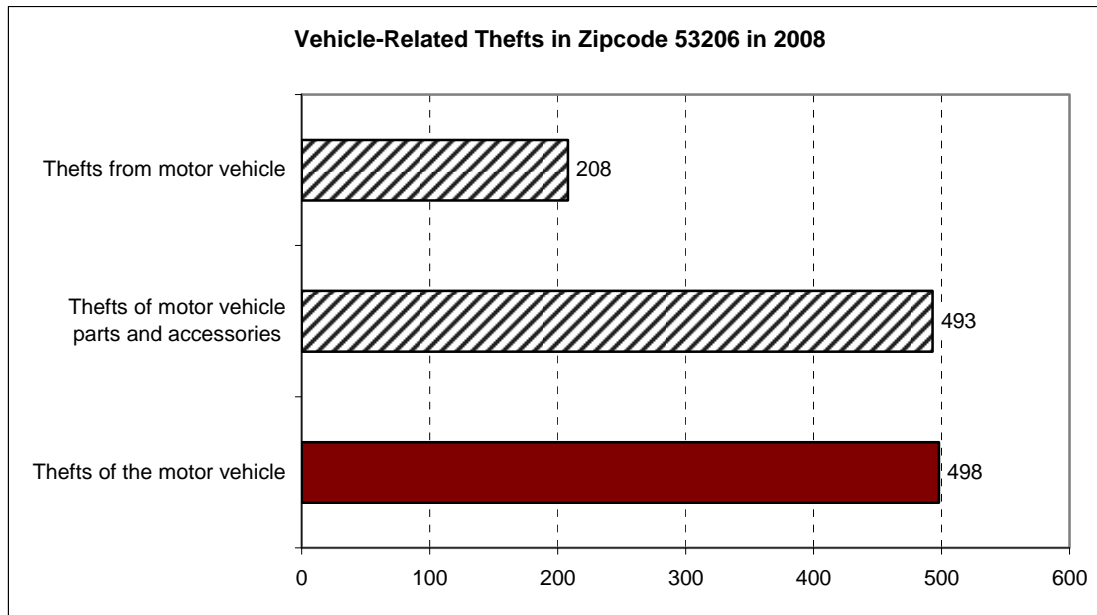
Safety is a primary concern for parents living in inner city neighborhoods where crime remains at high levels and large numbers of traffic accidents are reported.

- In the 2008 calendar year, the Milwaukee Police Department reported 4,381 Class A crimes in zip code 53206, including 460 cases of aggravated assault, 780 cases of simple assault, 486 burglaries, 363 robberies, and 8 homicides.

| 2008 Crimes Reported in Zip Code 53206 | Total Reported |
|---|-----------------------|
| Simple assault | 780 |
| Destruction/damage/vandalism of property | 531 |
| Motor vehicle theft | 498 |
| Theft of motor vehicle parts/accessories | 493 |
| Burglary/breaking and entering | 486 |
| Aggravated assault | 460 |
| Robbery | 363 |
| All other larceny | 321 |
| Theft from motor vehicle | 208 |
| Arson | 51 |
| Shoplifting | 44 |
| Forcible rape | 23 |
| Purse snatching | 20 |
| Theft from building | 16 |
| Forcible fondling | 14 |
| Forcible sodomy | 14 |
| Kidnapping | 11 |
| Statutory rape | 9 |
| Disorderly conduct | 9 |
| Homicide | 8 |
| Intimidation | 8 |
| Pocket picking | 4 |
| All other offenses | 10 |
| Grand Total | 4,381 |

Source: Milwaukee Police Department, posted on the City of Milwaukee COMPASS website.

- Even parking near the school is an issue, with 208 thefts from motor vehicles, 493 thefts of motor vehicle parts and accessories, and 498 thefts of the vehicles themselves reported.



Concerns about the safety of children are heightened by the number of traffic accidents reported in the inner city.

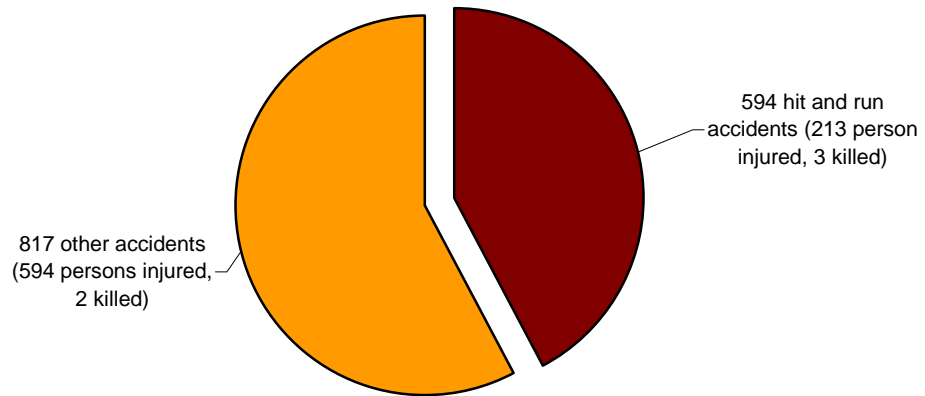
- In 2008, 1,411 traffic accidents were reported in zip code 53206. A total of 807 persons were injured in these accidents and 5 persons were killed.
- In this very low-income neighborhood, 42% of the traffic accidents were “hit and run” where the driver did not remain at the scene to aid victims or to report damages.

| 2008 Traffic Accidents Reported in Zip Code 53206 | | | |
|--|------------------------|------------------------------|-----------------------------|
| | <u>Total Accidents</u> | <u>Total Persons Injured</u> | <u>Total Persons Killed</u> |
| Hit and run | 594 | 213 | 3 |
| Other | 817 | 594 | 2 |
| Total | 1,411 | 807 | 5 |
| % Hit and Run | 42% | 26% | 60% |

Source: Milwaukee Police Department, posted on the City of Milwaukee COMPASS website.

- In 2008 in zip code 53206, 213 people were injured and 3 were killed in accidents involving “hit and run” drivers.

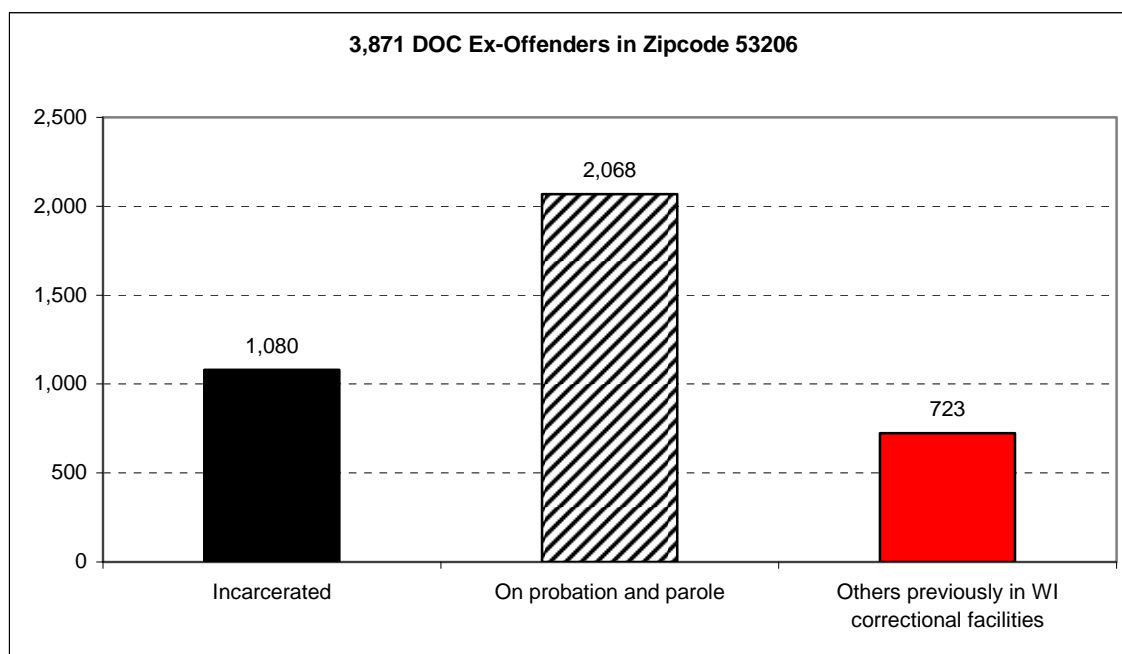
Traffic Accidents in 2008: Zipcode 53206



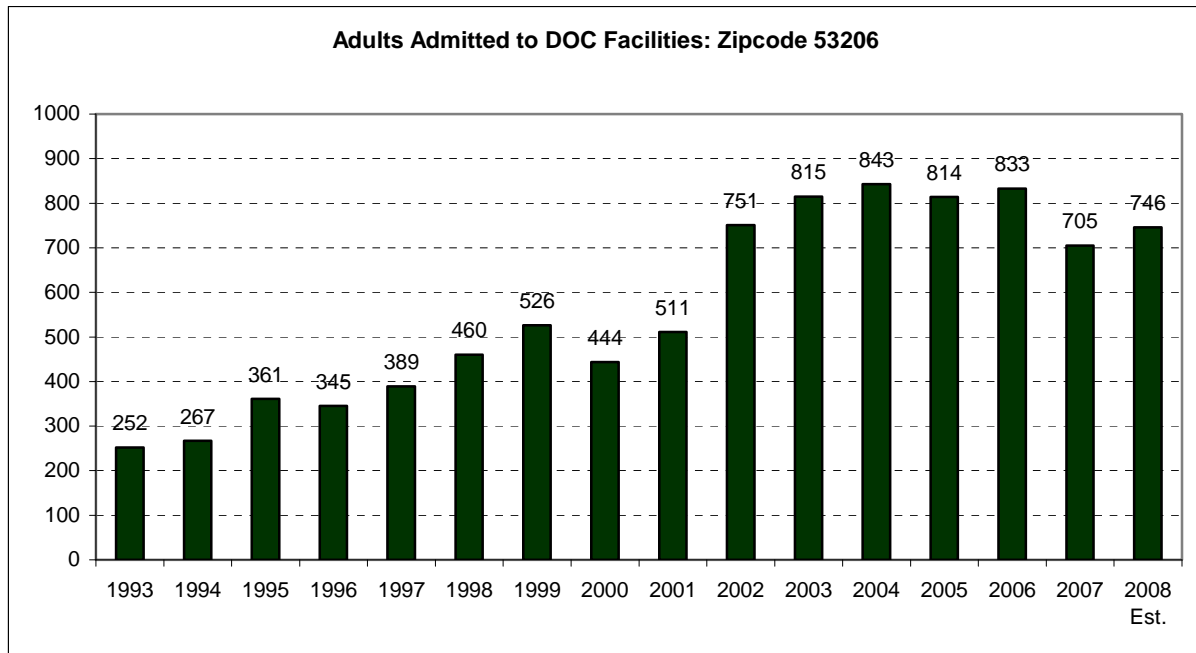
High Incarceration Rates and Returning Prisoners 1993-2009

The absence of many males of prime workforce age and the high numbers of men incarcerated and released from state correctional facilities each year have tremendous impact on the stability and earnings of families. The Department of Corrections (DOC) public inmate data files from January 1993 through August 2008 and the probation and parole file for March 2009 were examined to gain information on adult inmates from state correctional facilities. The DOC files identify individuals in the Wisconsin Department of Corrections system but do not include inmates in the House of Corrections or city jail. Data entries for admission and release from DOC facilities are for any reason, including alternatives to revocation or for temporary probation and parole holds.

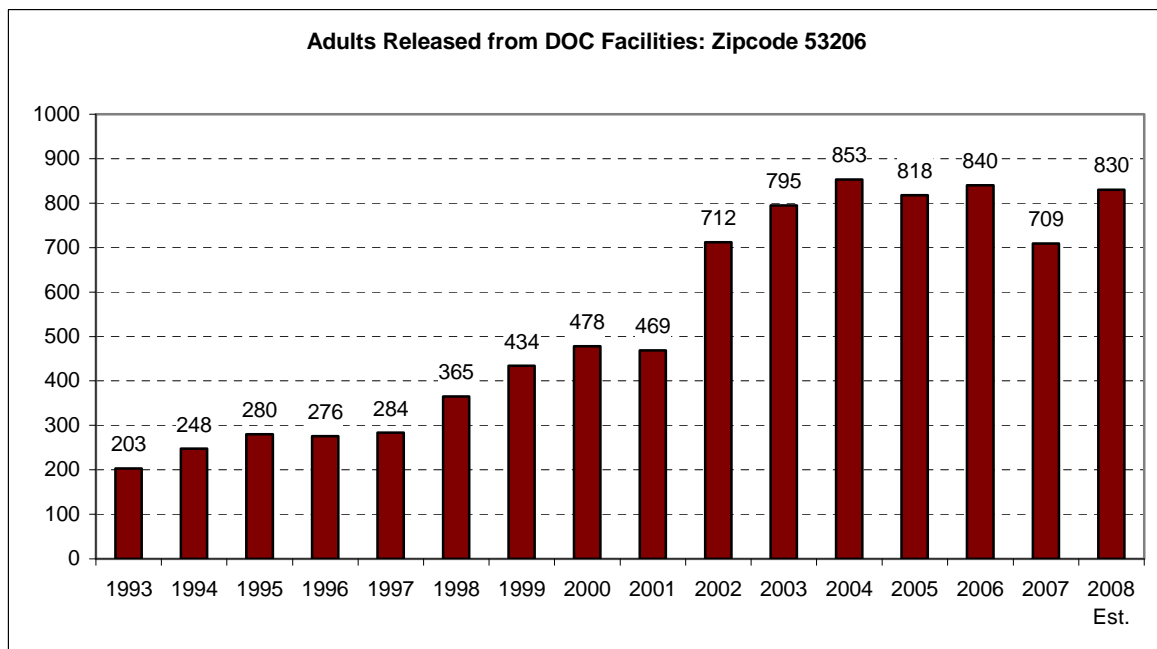
- A total of 3,871 adults from zip code 53206 are in the state corrections system. These include 1,080 adults incarcerated in state facilities (as of August 2008), 2,068 adults on probation and parole, and another 723 adults previously incarcerated (1993-2008). This total is likely on the low end as no address was available for 10% of DOC ex-offenders from Milwaukee County. It is likely that at least some of these ex-offenders are living in the 53206 zip code.



- The number of adults incarcerated from zip code 53206 jumped from 252 in 1993 to 751 in 2002 and has remained above 700 every year since. Given high rates of recidivism many adults are incarcerated several times.



- Since 1993 the number of individuals being released from state adult correctional facilities into zip code 53206 has grown dramatically from 203 in 1993 to 853 in 2004. Many subsequently returned to prison.

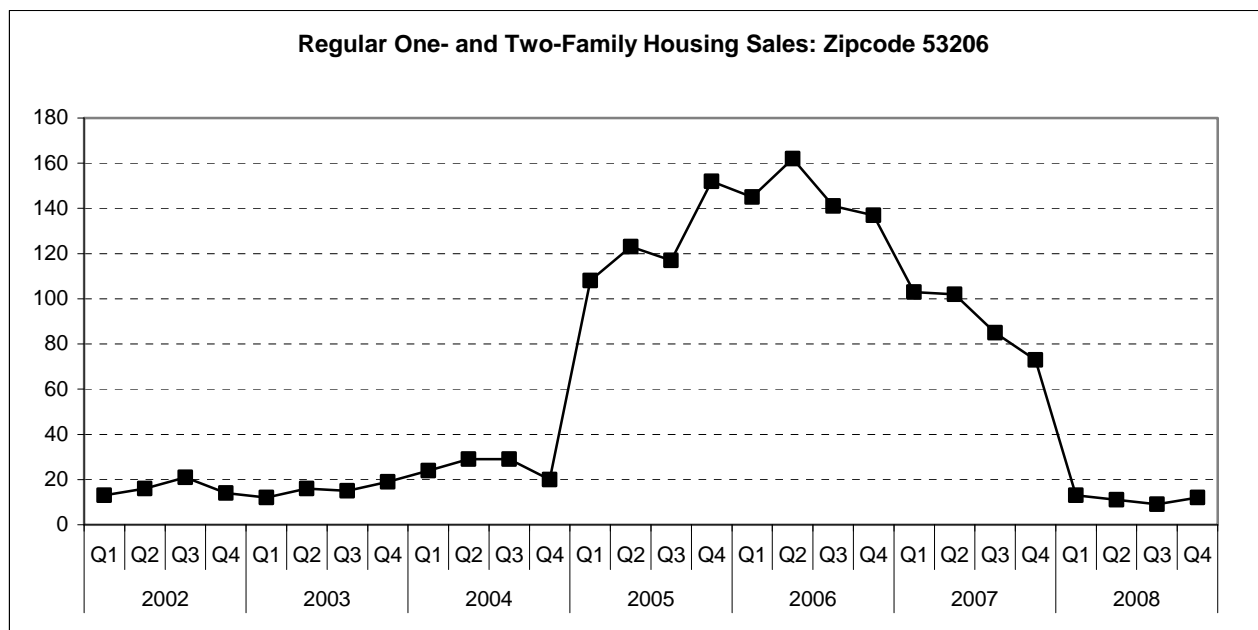


The Housing Crisis Hits Home

1994-2009

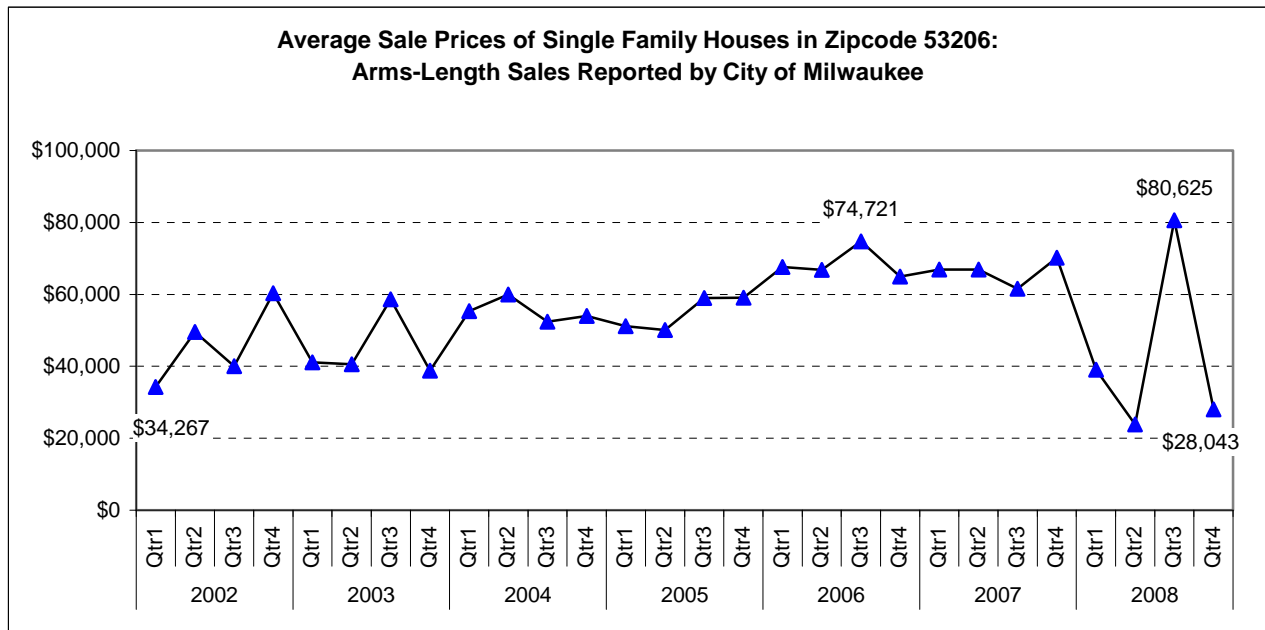
While an analysis of the mortgage crisis in Milwaukee is beyond the scope of this paper, several data sources indicate that the problem has been extremely severe for Milwaukee families and that the effects are far from over. **The mobility rates seen among MPS families can be expected to continue at high rates.** Many home-owning families are unable to meet their mortgage, insurance, property tax, utilities bill and other housing obligations. Renters, already paying large portions of their income for housing, are caught in the middle of foreclosure actions against property owners as well as escalating rents due to rising utility bills and disproportionately high property taxes for inner city properties.

The housing market in zip code 53206 has historically involved few sales each quarter. Stimulated by the availability of subprime and refinancing loans, a flurry of housing sales in reached its peak in 2005-2007, and by 2008 was down to less than 20 regular housing sales a quarter.

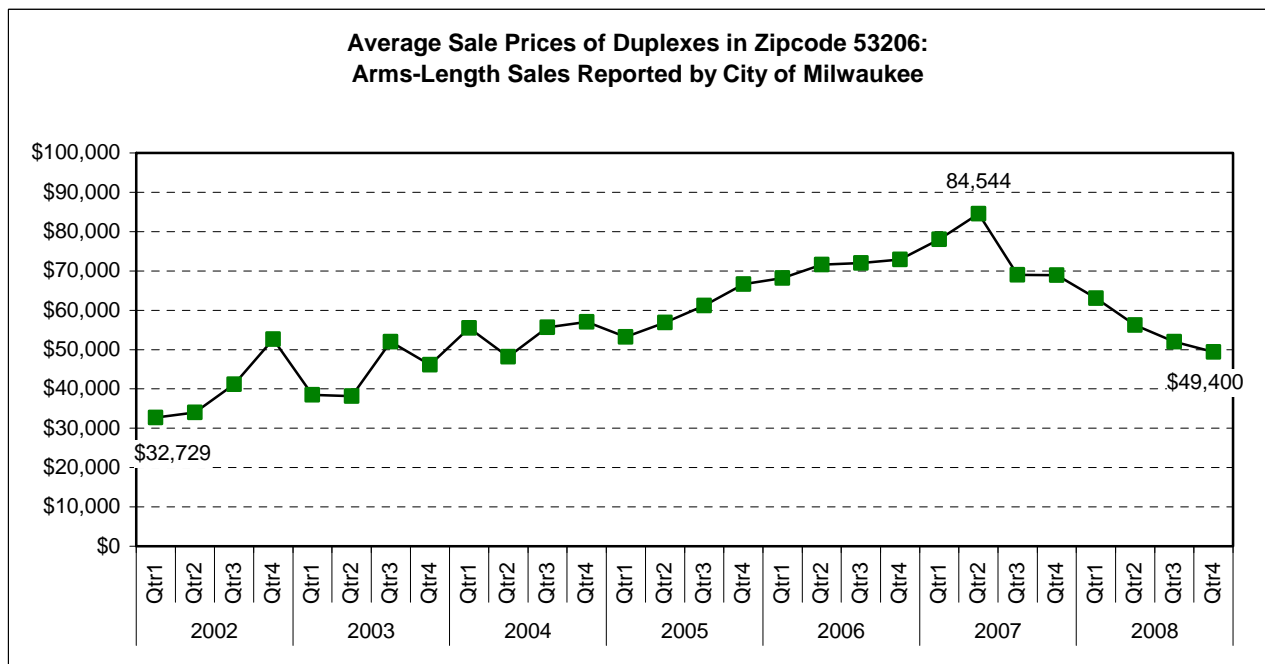


As mortgage funds (including subprime mortgages and adjustable rate mortgages with low initial payment schedules) became readily available and existing homeowners were encouraged to refinance their mortgages to obtain cash for increased “equity” in their homes, the average sales price of single family houses in zip code 53206 reached nearly \$74,700 in the third quarter of 2006, according to City of Milwaukee records on arms-length sales used to establish property assessments.

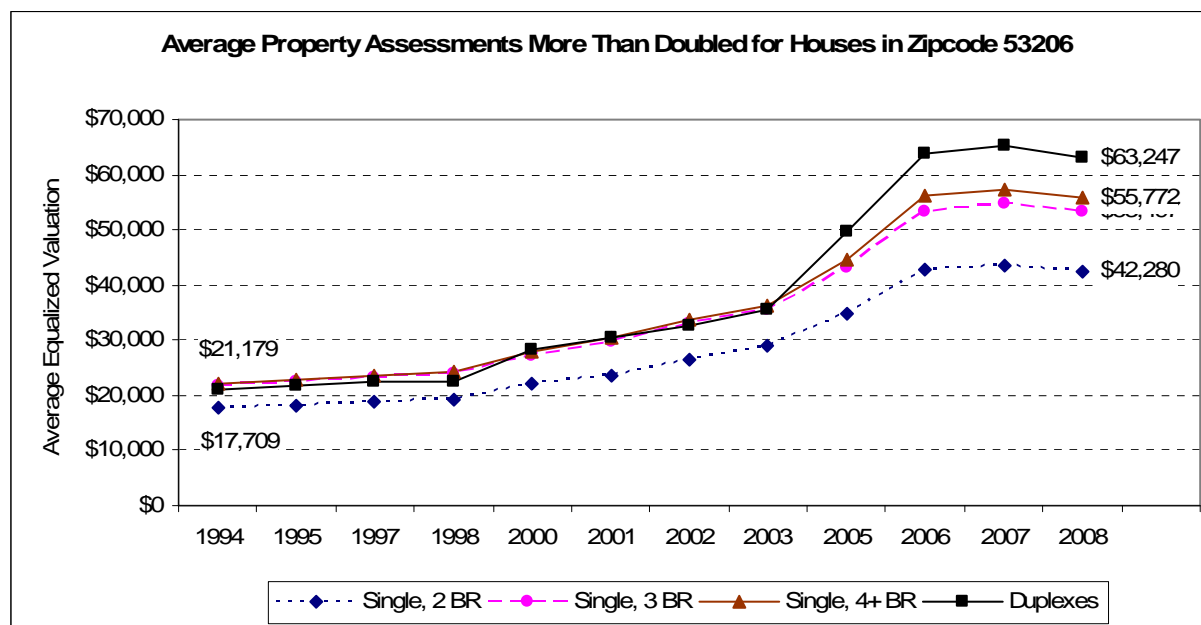
The wide fluctuations in sale prices in 2002-2003 and in 2008 are due to the small number of sales for single family homes.



Average sale prices for duplexes peaked in second quarter of 2007 at \$84,544 and have been declining since. In fourth quarter 2008 duplex sale prices averaged \$49,400, less than \$17,000 above the average sale prices at the beginning of 2002.



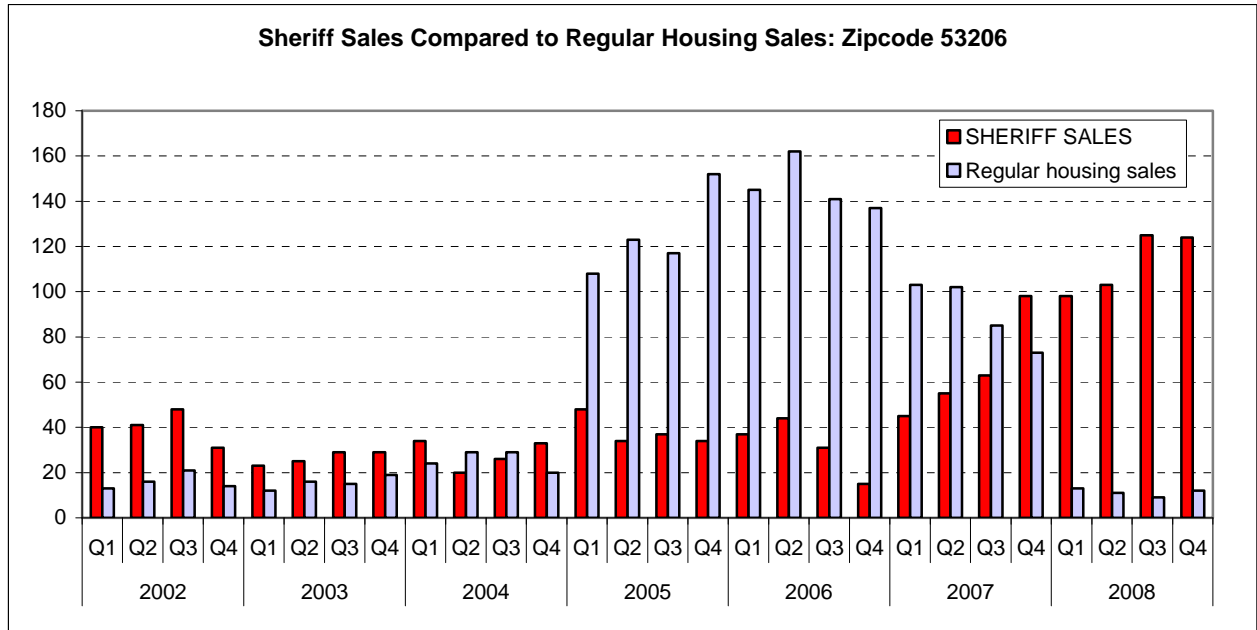
Based on the large increase in real estate prices fueled by the booming mortgage activity in 2005 through 2007, the City of Milwaukee raised property assessments on single family and duplex housing in the zip code. These assessments further raised housing costs for many residents as the inner city took on an increasing share of the total city property tax burden.



Source: City of Milwaukee Master Property file. Property assessments are converted to full value based on reported equalized assessment ratios

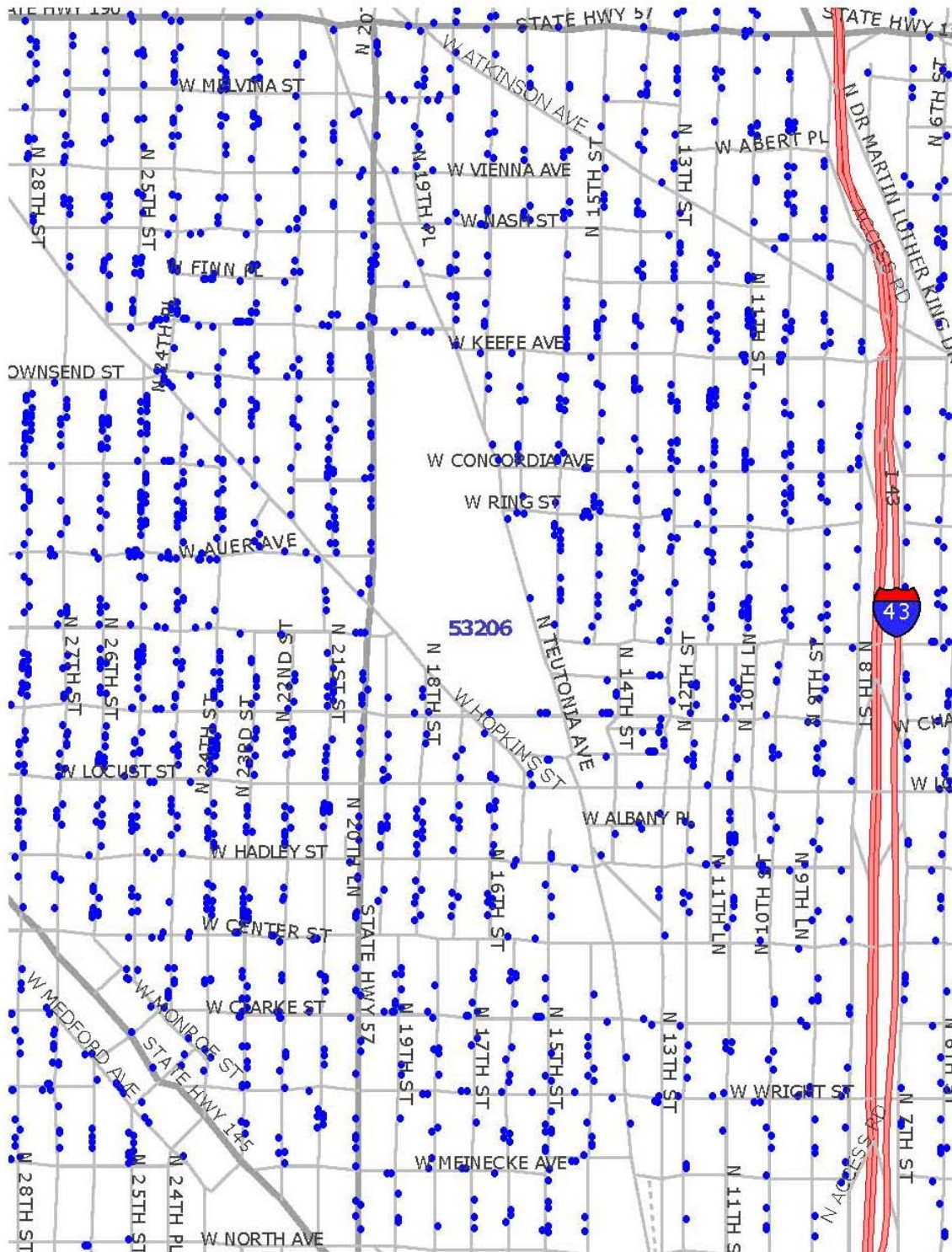
Foreclosure cases filed with the Milwaukee County circuit courts and reaching the Milwaukee County sheriff's office for auction sales were analyzed to shed light on the extent to which the national mortgage crisis reached Milwaukee neighborhoods and MPS families. Each Monday morning the Milwaukee County sheriff holds real estate auctions for houses that have been foreclosed for non-payment of mortgages. The foreclosure cases filed with the Milwaukee County circuit courts and reaching the sheriff for auction sales were analyzed to shed light on the extent to which the national mortgage crisis reached Milwaukee neighborhoods and MPS families.

Zip code 53206 showed the most severe impacts of the housing crisis among Milwaukee neighborhoods. The annual number of one-family and two-family houses put up for sheriff sales in zip code 53206 rose from 127 houses in 2006 to 261 houses in 2007, and up to 450 houses in 2008. The number of sheriff sales scheduled escalated in 2008 while almost no regular housing sales were recorded.

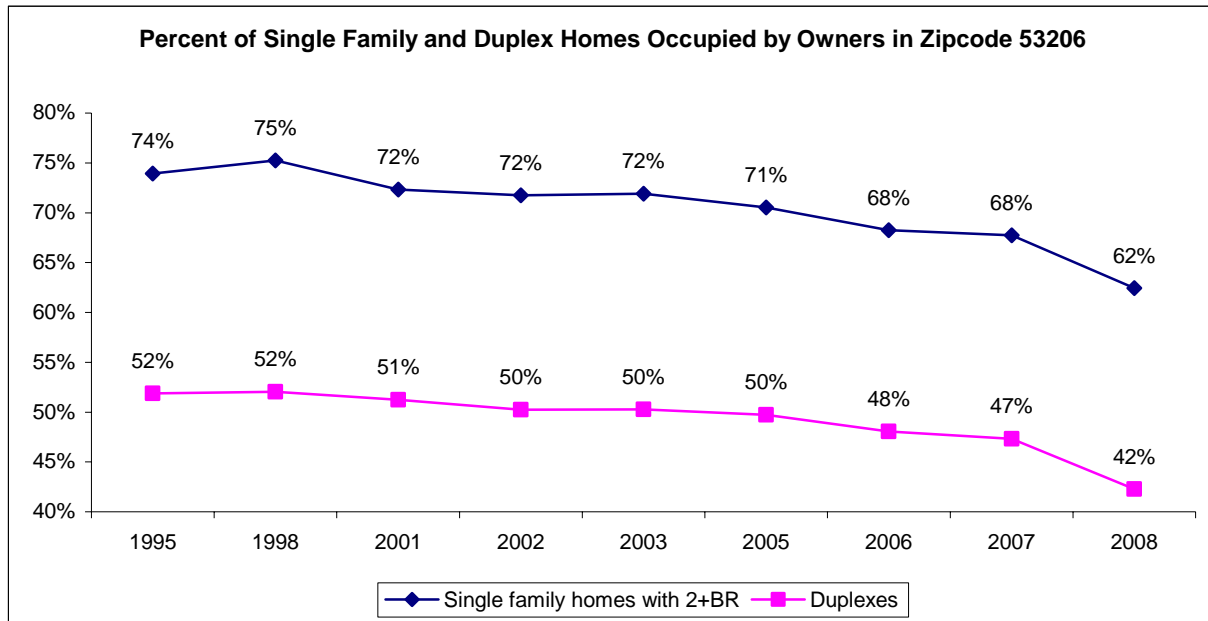


The map below shows sheriff sales scheduled in zip code 53206 for the recent period from January 1, 2007 – May 1, 2009. Nearly every block in the zip code has problem properties reaching the sheriff sale stage. The properties up for auction are often in severe distress. Some may have already been abandoned, renters may be displaced or uncertain about who owns the property, repairs are frequently delayed, and vandalism is not uncommon.

One and Two-Family Houses Put Up for Sheriff Sales: Zip Code 53206
 (January 1, 2007 – May 1, 2009)



An immediate impact of the housing crisis has been a **drop in home ownership**. Home ownership rates for single family houses with 2 or more bedrooms dropped from 72% in 2003 to 62% by 2008. The ownership rate for duplexes (where the owner lived in one of the units) went from 50% in 2005 down to 42% in 2008.

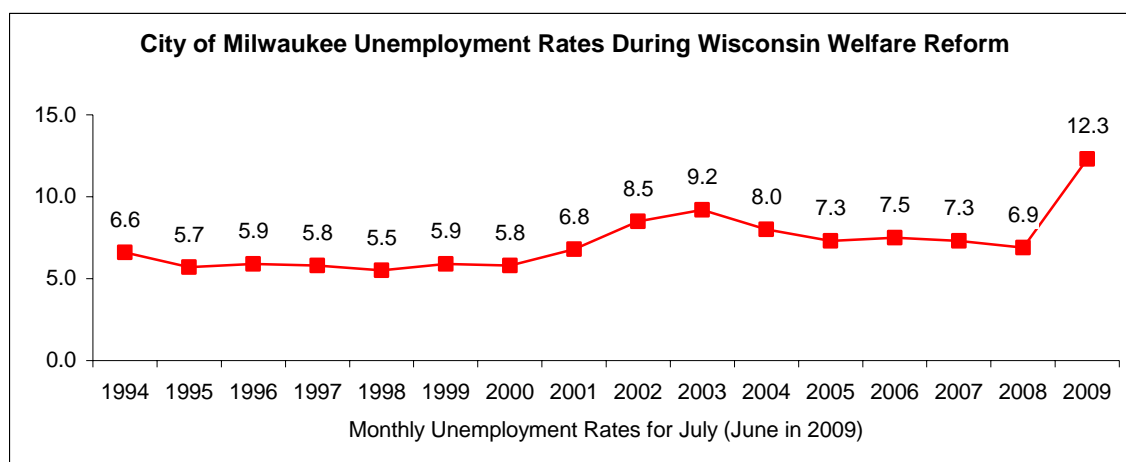


Source: City of Milwaukee property file.

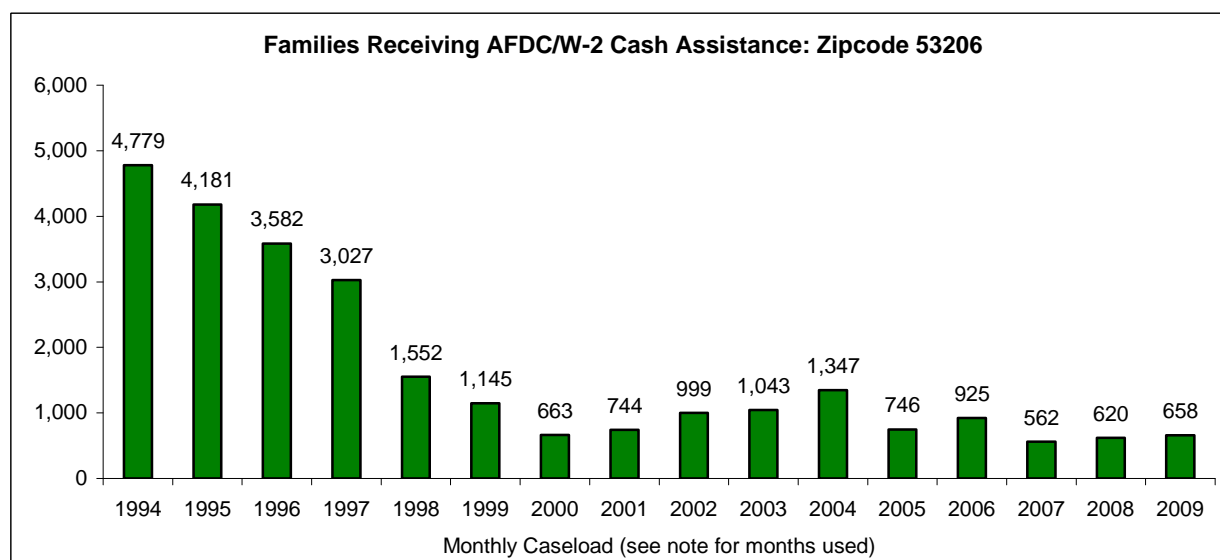
Public Assistance to Families during the Recession 1994-2008

Enrollments in BadgerCare Plus (medical insurance for low-income families and children) and FoodShare (food stamps) have increased substantially over the past year as the economy has worsened, but there has been little change in the number of Milwaukee families receiving “W-2” income support.

- The city of Milwaukee unemployment rate has nearly doubled over the past year, from 6.9% in July 2008 to 12.3% in June 2009, and the number of laid off workers receiving unemployment compensation in Milwaukee County has increased by 30,376 workers. During this period, however, the number of families in zip code 53206 receiving W-2 income support remains very low, increasing by only 38 families from July 2008 to May 2009.

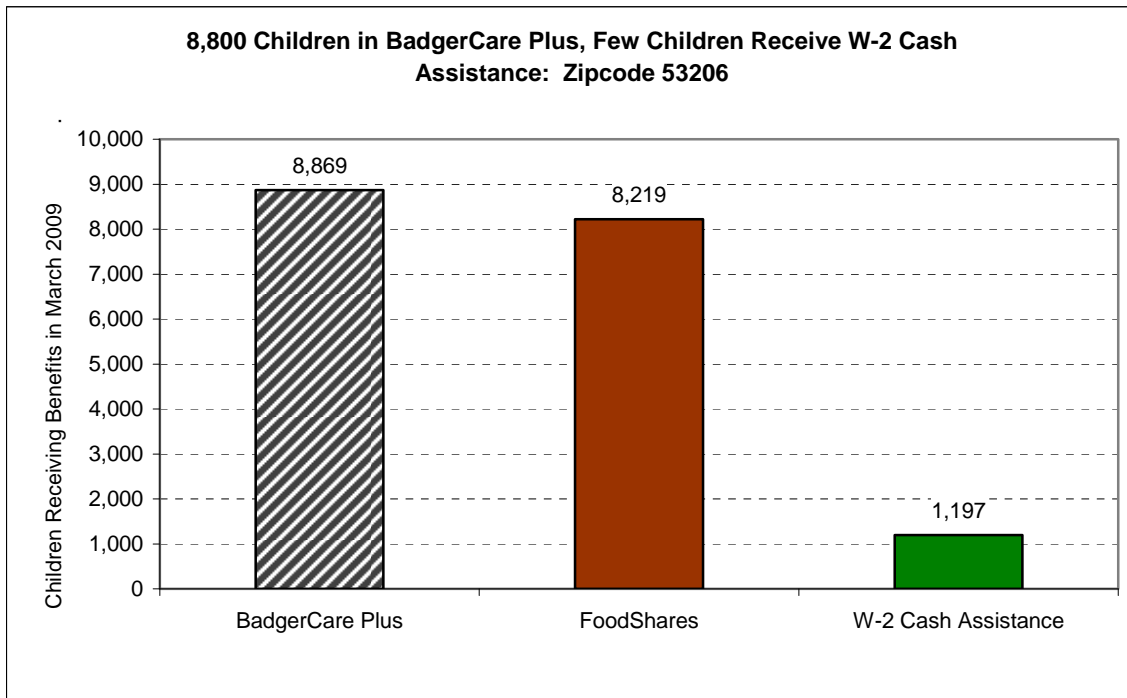


- Fewer families received W-2 income support in May 2009 (when the city unemployment rate reached 12.3%) than five years ago in July 2004 (when the city unemployment rate was at 8%). In May 2009 only 658 families in zip code 53206 were receiving W-2 cash assistance; in July 2004 there were 1,347 families receiving income support.



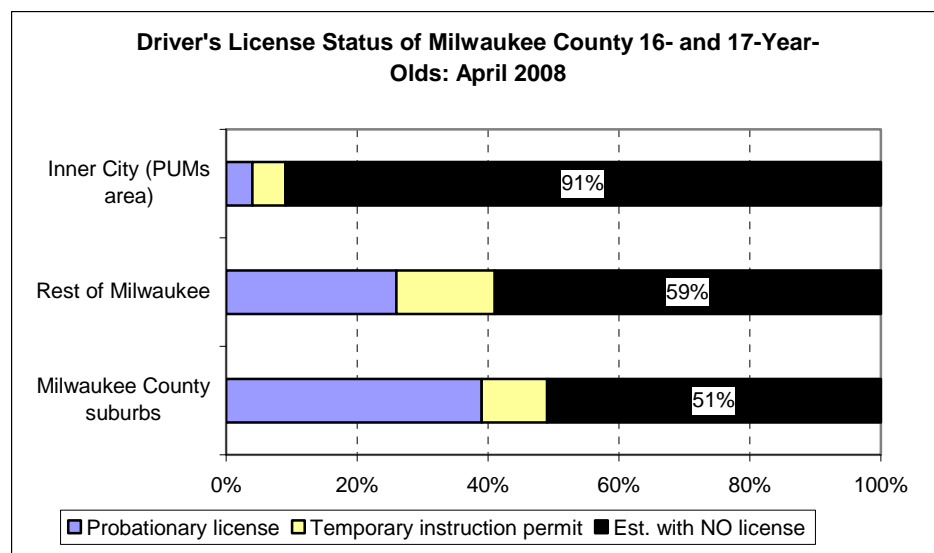
Note: Monthly caseloads shown above are for July for the years 2001-2008 and in other years for March 1994, December 1995, September 1996, June 1997, April 1998, February 1999, April 2000, June 2001, and May 2009.

- The state is making substantial efforts to increase enrollment of low-income children and families in federal/state medical insurance programs and FoodShare during the economic recession. As of March 2009, 8,869 children were enrolled in BadgerCare Plus and 8,219 children were receiving food stamp benefits in zip code 53206. Less than 1,200 children were in families receiving W-2 income support.



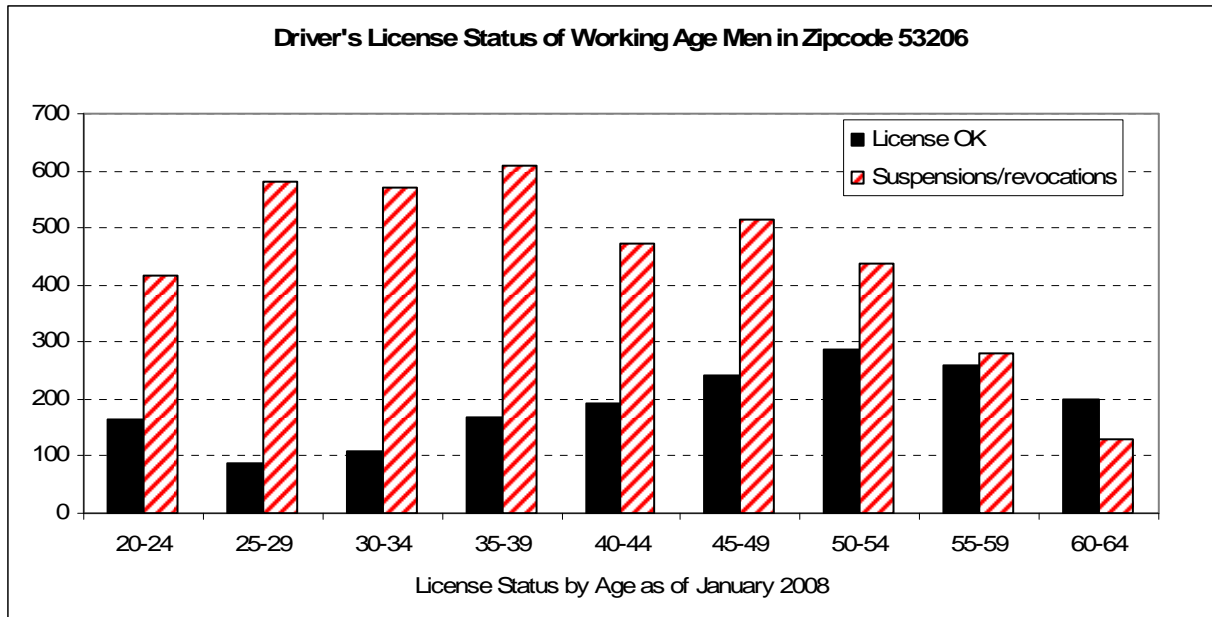
Driver's License Suspensions and Revocations 2008

Only 9% of inner city Milwaukee teens aged 16 and 17 have a probationary license (4%) or a learner's permit (5%), according to 2008 Wisconsin Department of Transportation (DOT) driver's license files and U.S. Census population counts. Most (91%) inner city teens have NO license. By contrast, only 49% of 16- and 17-year-old teens living in the Milwaukee County suburbs have no license.

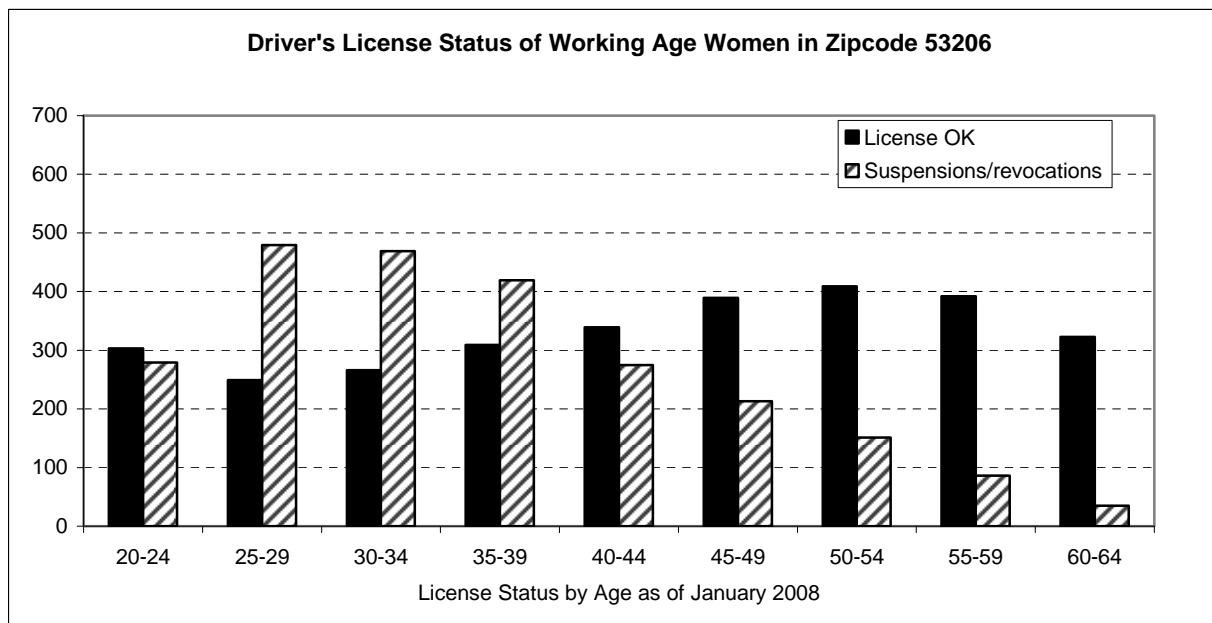


The problems of teens lacking driver's licenses persist into adulthood. Access to private transportation is critical for reaching most job openings in the metro area, yet few teens obtain their license while in school and dropouts under age 18 are prohibited from obtaining a license. A host of factors contribute to the lack of driver's licenses among central city residents -- the lack of affordable driver's education programs for teens, the high cost of auto insurance in inner city neighborhoods, lack of vehicles among low-income residents, and high rates of license suspensions and revocations. Minorities are far more likely to have license suspensions and revocations than whites in Milwaukee County where minor vehicle infractions related to older cars ("driving while poor") may turn into felony violations if the individual is stopped while driving with a suspended license.

- In zip code 53206 state DOT files showed 4,199 males and 2,485 females with suspensions and revocations.
- In the zip code 4,086 women have a clear license compared to only 2,626 men.
- Far more working-age men have suspended and revoked licenses than hold clear licenses in zip code 53206.



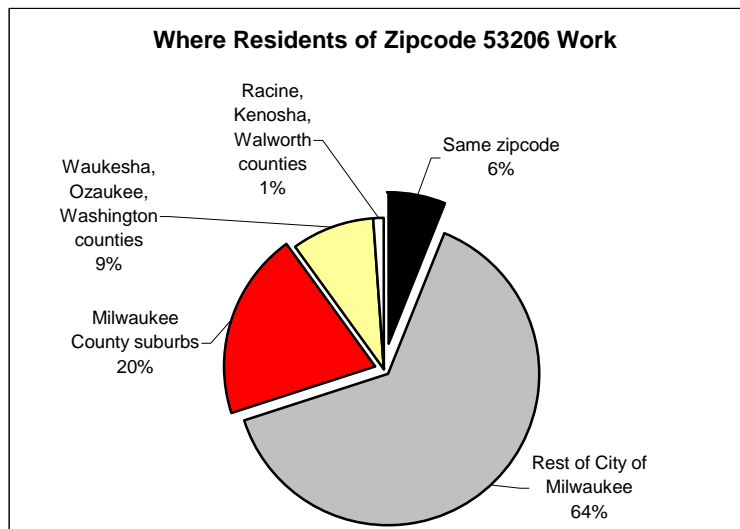
- More women of prime working age (ages 25-39) have suspensions and revocations than possess clear licenses.



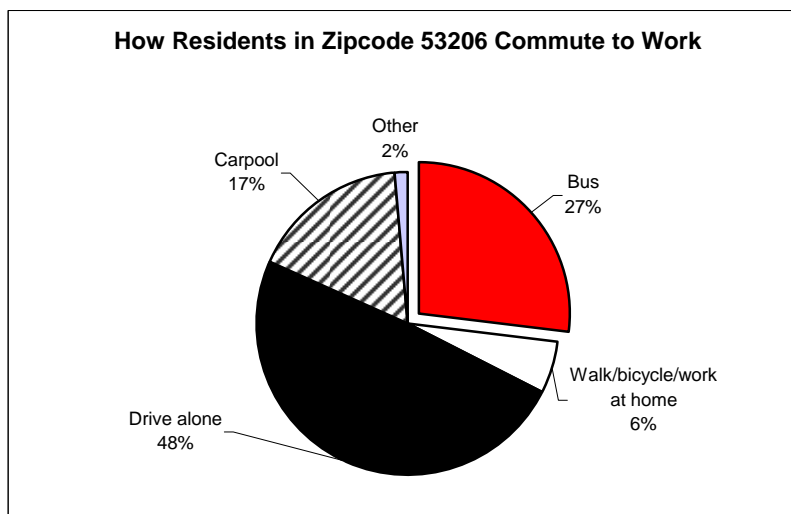
Commuting Patterns 2000 CTPP

The 2000 Census Transportation Planning Package, released in 2004/2005, offered a unique opportunity to assess the commuting patterns of workers from zip code 53206. Responses to the Census long-form questionnaire (issued to one out of 6 households) were coded by address for residence and place of work.

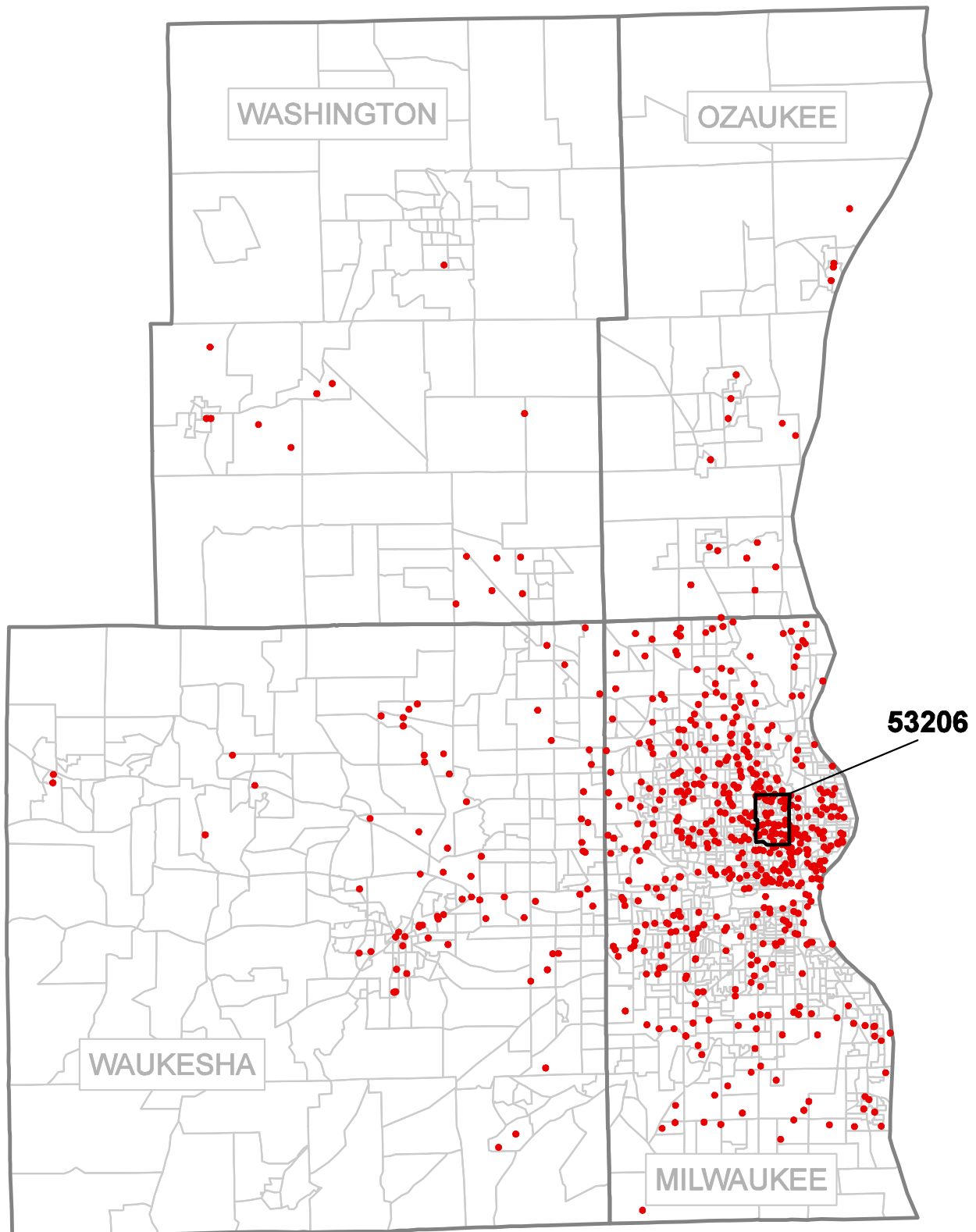
- For most residents of zip code 53206, the labor market was very limited. According to the Census 2000 transportation files, 90% of 53206 residents worked in Milwaukee County, including 70% of 53206 residents who were employed at jobsites within the City of Milwaukee. About 9% of residents had jobs in Waukesha, Ozaukee and Washington (WOW) counties. Almost no residents commuted to Racine, Kenosha and Walworth counties for work.



- Bus transportation is critical for many workers residing in zip code 53206. While nearly half of resident workers drove to work alone in 2000, 27% (2,619 workers) used the bus to get to their jobs. About 41% of workers with income below 100% of poverty bussed to work.



Where People Work Who Live in Zipcode 53206



Source: U.S. Census 2000 Transportation Planning Package data files (1 dot = 5 workers)
Analysis by Employment and Training Institute, University of Wisconsin-Milwaukee.

Employed Parents with Income Below or Near Poverty 1994-2009

Wisconsin income tax returns were reviewed to assess the income of families with children and living in central city Milwaukee zip codes. These tax data are for single and married (non-elderly) tax filers claiming dependents in the 2007 tax year based on filings in 2008. As a result the data are far more current than the 2000 U.S. Census (based on 1999 income) and more comprehensive than the American Community Survey for 2005-2007. Federal poverty guidelines and adjusted gross income ranges for non-elderly single and married tax filers with dependents were used to estimate the number of employed parents with income earnings below the poverty level.

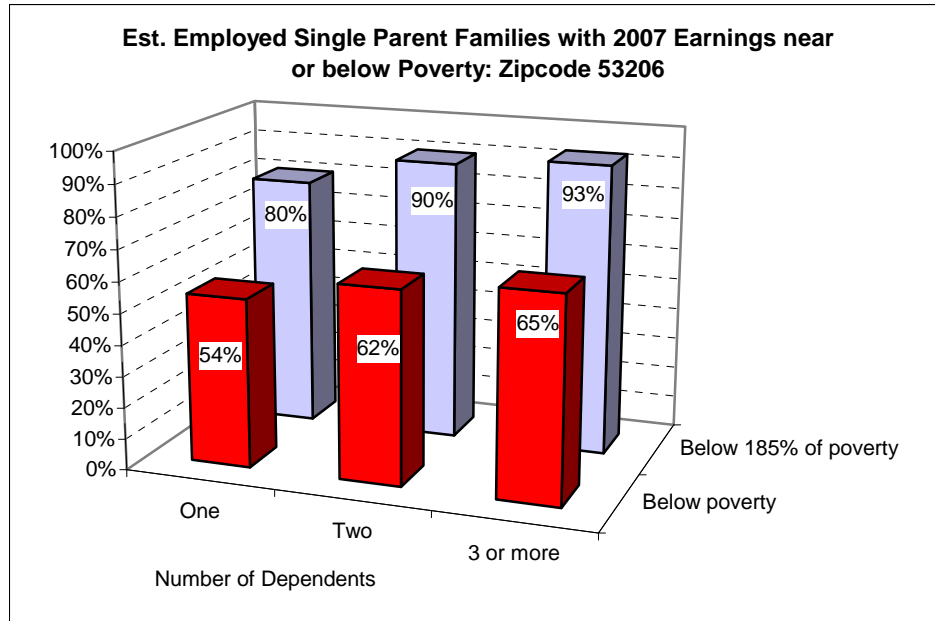
The poverty guidelines reflect the federal government's estimate of the bare minimum required by families to meet their basic needs and are used to determine eligibility for federal support programs. In 2007, the U.S. Department of Health and Human Services set the poverty guidelines at \$13,690 for a 2-person (e.g., parent and 1 child) family and \$17,170 for a 3-person family. The department estimated that it took \$3,480 to support each additional family member in 2007. These very low guidelines were used to determine the number of family tax filers showing income below the poverty line. A second, commonly used federal standard is 185% of poverty (or \$25,327 annual income to support 2 persons, \$31,765 to support 3 persons, and \$38,203 to support a family of four in 2007). The 185% of poverty standard was used to determine eligibility of families for reduced price school lunches and to qualify employed parents for eligibility for the Wisconsin Shares child care subsidy program.

| <u>2007 Federal Poverty Standards</u> | <u>Family Size:</u> | | | |
|---|---------------------|------------------|------------------|----------------------------|
| | <u>2-persons</u> | <u>3-persons</u> | <u>4-persons</u> | <u>1 additional person</u> |
| Poverty level | \$13,690 | \$17,170 | \$20,650 | +\$3,480 |
| 130% of poverty (free lunch standard) | \$17,797 | \$22,321 | \$26,845 | +\$4,524 |
| 185% of poverty (reduced price lunch standard; eligible for Shares child care subsidies) | \$25,327 | \$31,765 | \$38,203 | +\$6,438 |

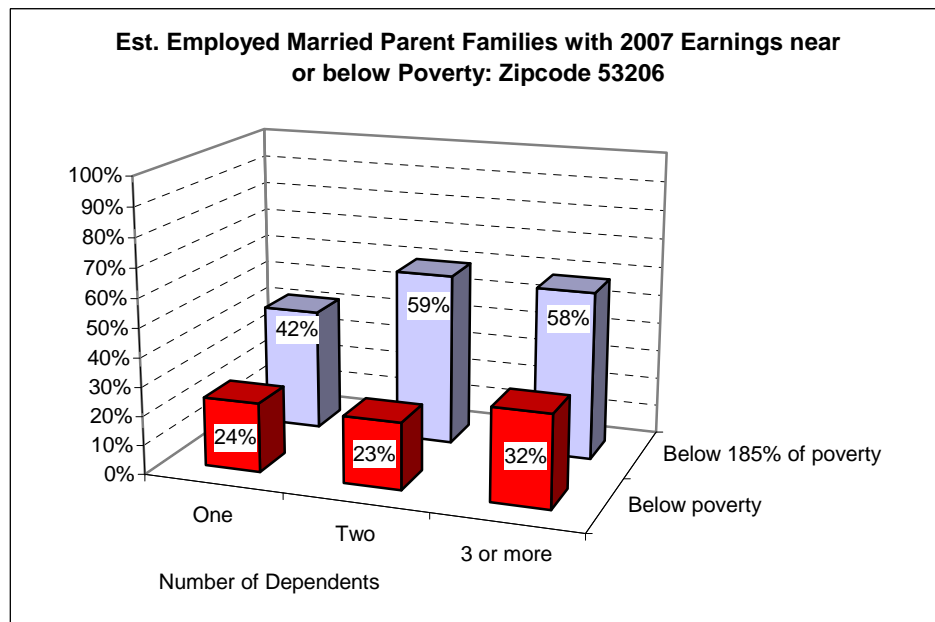
Note: the 2009 federal poverty standards are \$xx for a 2-person family and \$xx for each additional person.

In the city of Milwaukee (as measured by predominantly city zip codes), a majority (62%) of all employed parents with children made below 185% of the poverty level and a third of employed parent filers have earnings below the poverty level in 2007, according to state tax returns. In the inner city poverty rates and near poverty rates among working families are even higher.

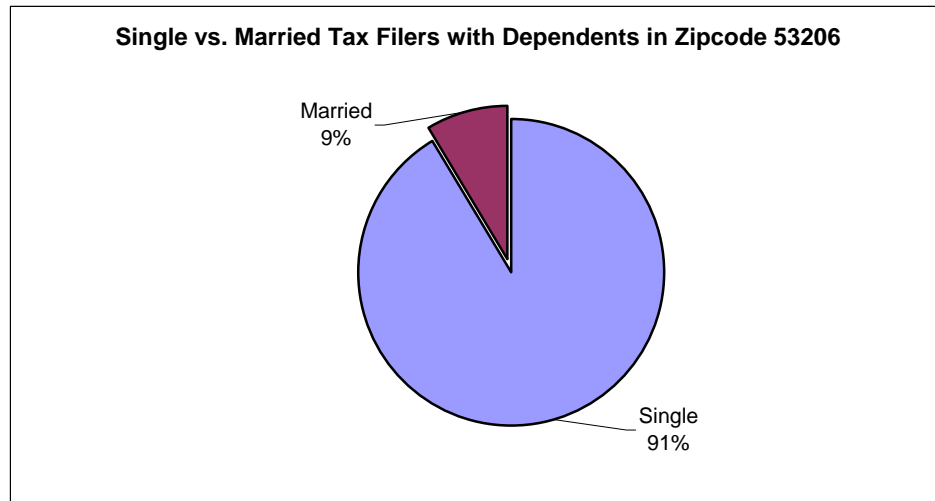
- **For single parent families with dependents, in zip code 53206 in 2007 two-thirds of the filers with more than 2 dependents had income below the poverty level**, and over half (54%) of single tax filers with one dependent showed adjusted gross income below the poverty level (\$13,690 for two persons).
- When 185% of poverty (the standard for reduced price school meals) is used, **nearly all (90-93%) of single parents with 2 or more children had inadequate income.**



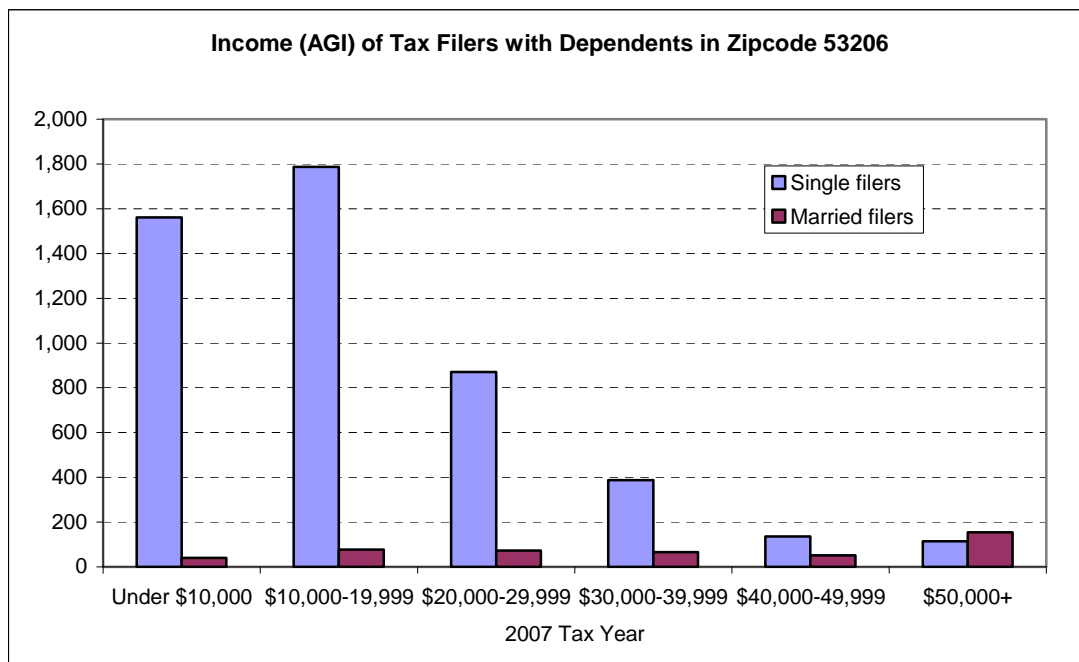
- **Married parent families were far less likely to be living in poverty**, often by combining incomes from two adult workers. Even still, nearly 60% of married filers with more than 1 dependent had income below 185% of poverty.



- The Wisconsin Department of Revenue 2007 tax data showed **only 461 married tax filers with dependents compared to 4,856 single tax filers with dependents** in 2007.



- The challenges of securing and maintaining full-time, year-round employment are particularly difficult for lower-income single parents; **1,561 single parents (with dependents) earned less than \$10,000 in 2007** and another 1,073 earned less than \$15,000.



Earned Income Tax Credit Helps Families

Federal and state earned income tax credits offer a substantial boost to working families at the lower end of the wage scale. The federal earned income tax credit (EIC) offers a tax benefit to help reduce the payroll and social security tax burdens and to supplement wages for low and moderate income working families and single persons. Wisconsin has been a leader in providing a state credit for families.² For this analysis federal credits were estimated based on Wisconsin usage ratios.

- In zip code 53206, a total of **4,299 families were helped by the EIC**, or 41% of all single and married tax filers with dependents.

| Zip Code 53206 Parents Receiving the Earned Income Tax Credit (EIC) in 2007 | |
|--|---------|
| Families receiving the EIC | 4,299 |
| Average state credit | \$534 |
| Est. average federal credit | \$3,239 |
| Average federal and state credit | \$3,773 |
| % of family tax filers helped | 81% |

² For those employed family tax filers who claim the credit, Wisconsin adds 4% to the federal credit for families with one qualifying child, 14% to the federal credit for families with two qualifying children, and 43% to the federal credit for families with three or more qualifying children.

*The summary report on **Socio-Economic Analysis of Neighborhood Issues Facing Milwaukee Public Schools Students and Their Families** and analyses of other zip codes are available online at www.eti.uwm.edu.*