

2009

# Socio-Economic Analysis of Neighborhood Issues facing MPS Students and Their Families in Zipcode 53216

Lois M. Quinn

*University of Wisconsin - Milwaukee*, [lquinn@uwm.edu](mailto:lquinn@uwm.edu)

John Pawasarat

*University of Wisconsin - Milwaukee*, [pawasara@uwm.edu](mailto:pawasara@uwm.edu)

Follow this and additional works at: [http://dc.uwm.edu/eti\\_pubs](http://dc.uwm.edu/eti_pubs)

 Part of the [Criminology and Criminal Justice Commons](#), [Curriculum and Instruction Commons](#), [Public Policy Commons](#), and the [Work, Economy and Organizations Commons](#)

---

## Recommended Citation

Quinn, Lois M. and Pawasarat, John, "Socio-Economic Analysis of Neighborhood Issues facing MPS Students and Their Families in Zipcode 53216" (2009). *ETI Publications*. Paper 49.

[http://dc.uwm.edu/eti\\_pubs/49](http://dc.uwm.edu/eti_pubs/49)

This Technical Paper is brought to you for free and open access by UWM Digital Commons. It has been accepted for inclusion in ETI Publications by an authorized administrator of UWM Digital Commons. For more information, please contact [kristinw@uwm.edu](mailto:kristinw@uwm.edu).

## **Appendix 7**

# **Socio-Economic Analysis of Neighborhood Issues Facing Milwaukee Public Schools Students and Their Families in Zip Code 53216**

*Planning document prepared by the  
University of Wisconsin-Milwaukee  
Employment and Training Institute,  
2009.*

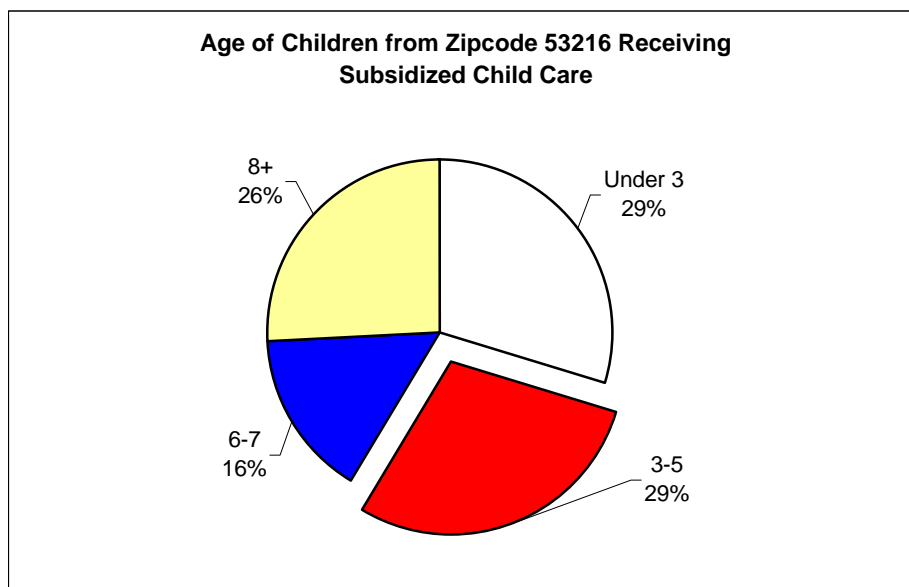
As a planning supplement to the annual count of school children in the city of Milwaukee, the University of Wisconsin-Milwaukee Employment and Training Institute assembled institutional and administrative data bases to help provide a socio-economic analysis of neighborhood issues facing Milwaukee Public School students and their families. This report provides neighborhood drilldowns for Milwaukee zip code 53216.

<b>Contents</b>	<b><u>Page</u></b>
Child Care Availability and Subsidies	2
Child Safety: Crime and Traffic Accidents	8
High Incarceration Rates and Returning Prisoners	11
The Housing Crisis Hits Home	13
Public Assistance to Families during the Recession	18
Driver's License Suspensions and Revocations	20
Commuting Patterns	22
Employed Parents with Income Below or Near Poverty	24

## Child Care Availability and Subsidies 1996-2009

The Wisconsin Shares program provides child care subsidies for employed parents (and those in approved “W-2” activities), utilizing federal Child Care and Development Funds (CCDF) and Temporary Assistance to Needy Families (TANF). Families are eligible for support if their income is at or below 185% of poverty and may continue to receive support until their income reaches 200% of poverty.

In zip code 53216 a total of 1,874 children received Wisconsin Shares child care subsidies the week of March 15, 2009. Children ages 3 through 5 made up 544 (29%) of the children in care, and another 774 children ages 6 and above were in before and after school care.

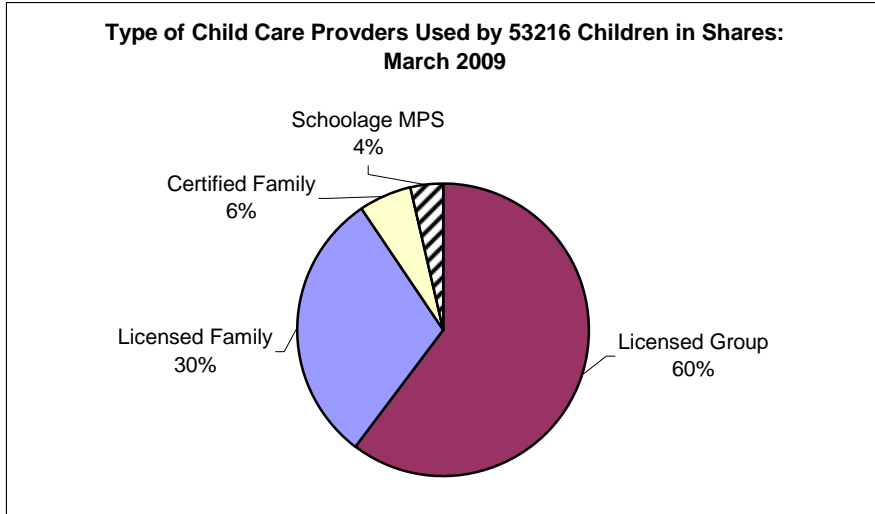


Under the Shares program parents may choose among several types of child care: licensed group care (centers licensed by the Wisconsin Department of Children and Families to serve 9 or more children), licensed family care (family providers licensed by the state to serve 4-8 children), certified family care (providers certified by Milwaukee County to care for up to 6 children in their home), and school-age programs operated by Milwaukee Public Schools.<sup>1</sup>

In zip code 53216, 60% of the children were in licensed group centers and 30% in licensed family care. Only 68 children (4%) were in MPS school-age child care in March 2009.

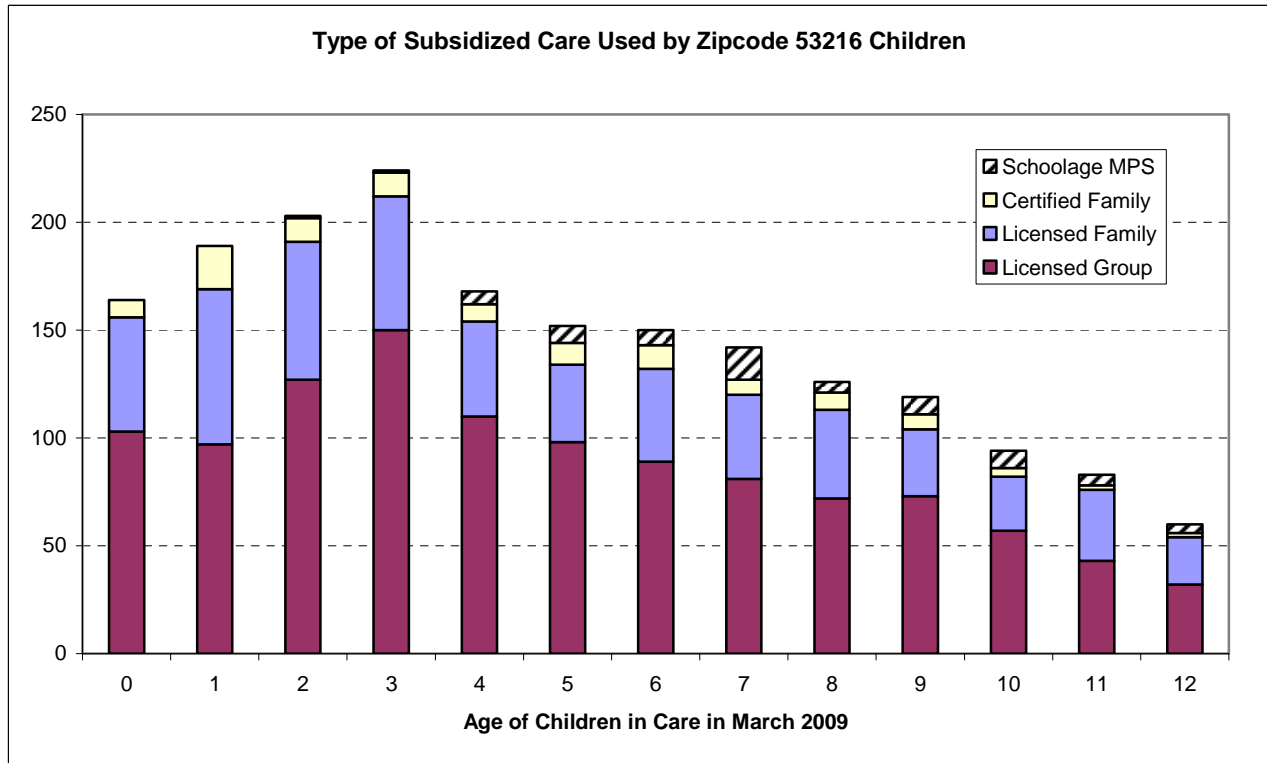
---

<sup>1</sup> “Lead teachers” in licensed group child care centers must complete only an 80-hour training class (and 25 hours of continuing education each year). “Lead teachers” caring for children under age 2 must also take a 10-hour training on infants and toddlers. “Assistant teachers” in group centers must complete only a 40-hour child care class (and take 25 hours of continuing education each year). Licensed family providers also must complete a 40-hour training class (and take 15 hours of in-service training each year). Regularly certified providers must complete a 20-hour training class (and take 5 hours of continuing education annually). Provisionally certified providers are not required to complete any training. See the Milwaukee County “Child Care Providers” website at [www.county.milwaukee.gov/ChildCare9969/Providers.htm](http://www.county.milwaukee.gov/ChildCare9969/Providers.htm).



### Zip Code 53216 Children in Subsidized Care as of March 2009

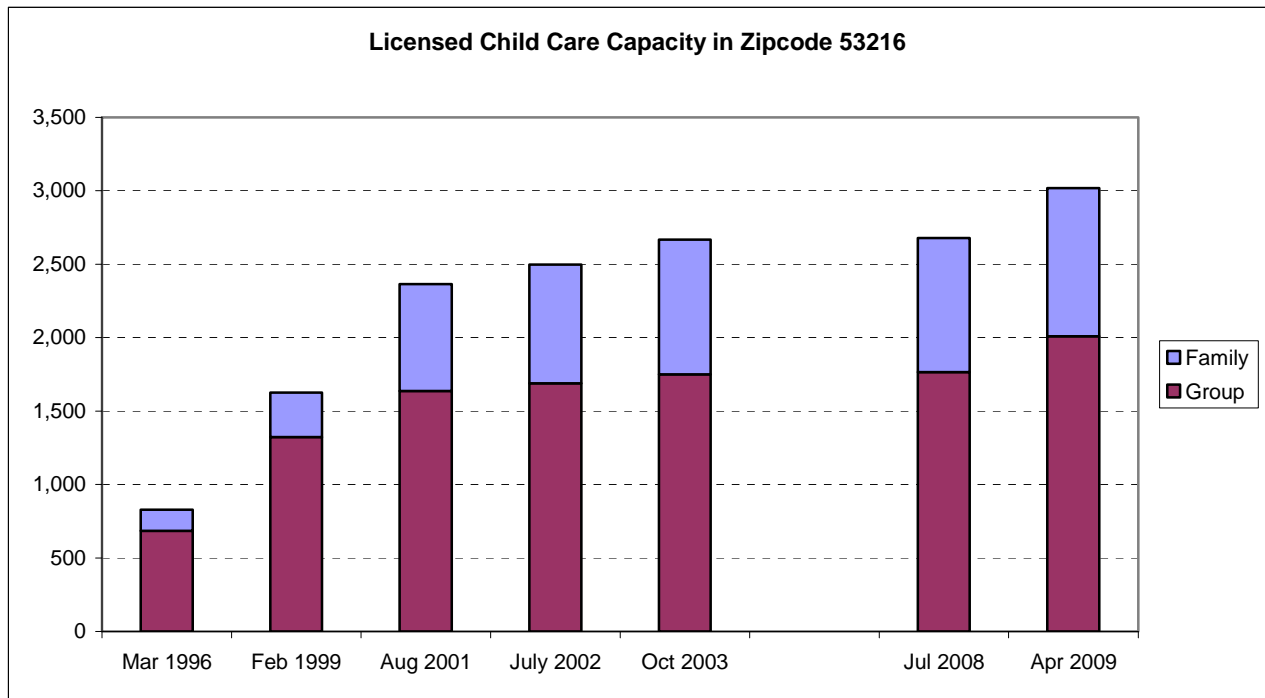
Type of Care	Age as of March 2009:													Total
	0	1	2	3	4	5	6	7	8	9	10	11	12	
Licensed Group	103	97	127	150	110	98	89	81	72	73	57	43	32	1,132
Licensed Family	53	72	64	62	44	36	43	39	41	31	25	33	22	565
Regularly Certified Family	7	17	10	8	7	10	11	7	7	6	3	2	2	97
Provisionally Certified Family	1	3	1	3	1				1	1	1			12
Schoolage MPS				1	1	6	8	7	15	5	8	8	5	68
All	164	189	203	224	168	152	150	142	126	119	94	83	60	1,874



## Licensed Child Care Providers Located in Zip Code 53216

The state Department of Health and Family Services had licensed 37 group centers located in zip code 53216, with a licensed capacity for 2,010 children and 126 family providers with a capacity for 1,008 children as of April 2009. (In addition, parents may place their children in the care of neighbors, friends or relatives and receive subsidy support if the provider has been certified by Milwaukee County as meeting minimum state requirements.)

The capacity of licensed child care has more than tripled since the Wisconsin Shares program was developed using funded through federal Temporary Assistance to Needy Families (TANF) and the Child Care and Development Fund (CCDF).



### Licensed Group Centers in Milwaukee Zip Code 53216 (as of April 2009)

<u>Facility Name</u>	<u>Street Address</u>	<u>Capacity</u>	<u>Ages Accepted</u>	<u>Days Open</u>
HICKMAN'S ACADEMY OF EXCELLENCE	6401 W CAPITOL DR	149	4 wks - 12 yrs	Mon-Fri
MOST PRECIOUS POSSESSIONS CC III	3651 N 27TH ST	125	4 wks - 12 yrs	Sun-Sat
MARLAS CHILD DEVELOPMENT ACAD INC	3008 W CAPITOL DR	100	6 wks - 12 yrs	Mon-Fri
NORTHCOTT HEAD START-FOND DU LAC	3601 W FOND DU LAC AVE	100	3 yrs - 6 yrs	Mon-Fri
TENDERCARE CHILD CARE CENTER	5229 W CAPITOL DR	100	6 wks - 12 yrs	Mon-Fri
HEAVENLY SENT ACADEMY	4022 N 27TH ST	92	6 wks - 13 yrs	Mon-Fri
HICKMAN ACADEMY	4200 N 51ST BLVD	88	4 yrs - 12 yrs	Mon-Fri
MY LITTLE LOVE ONE'S INC	3735 N 35TH ST	82	4 wks - 13 yrs	Mon-Sat
DCSC PARKLAWN CHILD DEVELOPMENT CTR	4310 N 46TH ST	78	6 wks - 12 yrs	Mon-Fri
BESSIE'S KIDDIE KOLLEGE PHASE II	7365 W APPLETON AVE	68	4 wks - 12 yrs	Sun-Sat

<u>Facility Name</u>	<u>Street Address</u>	<u>Capacity</u>	<u>Ages Accepted</u>	<u>Days Open</u>
GROWING TREASURES CDC II	6627 W CAPITOL DR	68	1 wk - 12 yrs	Mon-Fri
BRIGHT BEGINNINGS CHILDREN CENTER	7261 W APPLETON AVE	64	2 wks - 12 yrs	Sun-Sat
NEW BEGINNINGS CHILD CARE I	3526 W CAPITOL DR	59	4 wks - 12 yrs	Sun-Sat
BESSIE'S KIDDIE KOLLEGE	4335 N 35TH ST	52	4 wks - 12 yrs	Mon-Fri
AGAPE LOVE LEARNING & DEV CENTER	3958 N 51ST BLVD	50	6 wks - 12 yrs	Mon-Fri
APPETITE FOR LEARNING	3380 N 35TH ST	50	4 wks - 12 yrs	Sun-Sat
AT HOME DAYCARE & LEARNING CTR LLC	4363-65 N 27TH ST	50	6 wks - 12 yrs	Mon-Fri
BURRELLS CHILD CARE & LEARNING CTR	4122 W FOND DU LAC AVE	50	6 wks - 12 yrs	Sun-Sat
TENDERCARE BEFORE/AFTER PROGRAM	5305 W CAPITOL DR	50	3 yrs - 12 yrs	Mon-Fri
LITTLE BOSSY ONE-STOP DAY CARE LLC	5615 W CAPITOL DR APT #4	44	6 wks - 12 yrs	Sun-Sat
SALLIE'S LOVELAND	4031 N 38TH ST	43	6 wks - 12 yrs	Mon-Fri
JASMINE'S LEARNING HOUSE INC	4351 N 35TH ST	40	4 wks - 12 yrs	Sun-Sat
ROBERTA'S DAY CARE CENTER	4714 W FOND DU LAC AVE	40	6 wks - 12 yrs	Mon-Fri
INFANT TODDLER UNIVERSITY LTD	3700 N 27TH ST	37	6 wks - 13 yrs	Mon-Fri
CHILDREN'S PALACE DEVELOPMENT CTR	4260 N 27TH ST	35	4 wks - 12 yrs	Mon-Fri
SDC HEAD START CAPITOL DRIVE	5305 W CAPITOL DR	35	3 yrs - 5 yrs	Mon-Thu
SUPERSTAR CHILDCARE	6427 W CAPITOL DR	35	30 mos -12 yrs	Mon-Fri
NANA'S COZY CORNER INC	4006-4010 N 42ND ST	30	6 wks - 11Y	Mon-Fri
TEACHING LEARNING CARING CC CENTER	4313 W FOND DU LAC AVE	30	6 wks - 12 yrs	Mon-Fri
HEAVEN'S PLAYGROUND CHILD CARE	3924 W FOND DU LAC AV	29	6 wks - 12 yrs	Mon-Fri
CARRIE'S CHILD DEVELOPMENT CTR INC	4434 W CAPITOL DR	27	6 wks - 12 yrs	Mon-Sat
PARKLAWN CHRISTIAN LEADERSHIP ACAD	3725 N SHERMAN BLVD	25	5 yrs - 12 yrs	Mon-Fri
BRENDA'S ROMPER ROOM CHILD DEV CTR	4723 W HOYT PL	21	6 wks - 12 yrs	Sun-Sat
TIPPI TOES CHILD CARE CENTER	4127 W NASH ST	20	6 wks - 12 yrs	Mon-Sat
RUBYS PRECIOUS LTL ANGEL LNG AC LLC	4335 W FOND DU LAC AVE	19	6 wks - 12 yrs	Mon-Fri
GRISBY'S CHILD DEV CTR SITE 2	3710 N 39TH ST	13	4 wks - 12 yrs	Mon-Fri
SALLIE'S LOVELAND PHASE II	4032 N 39TH ST	12	6 wks - 30 mos	Mon-Fri

**Licensed Family Centers in Milwaukee Zip Code 53216**  
(as of April 2009)

<u>Facility Name</u>	<u>Street Address</u>	<u>Capacity</u>	<u>Ages Accepted</u>	<u>Days Open</u>
A JOYFUL NOISE DAY CARE III	3851 N 53RD ST	8	6 wks - 12 yrs	Mon-Fri
A PLACE FOR MIRACLES	3422 N 44TH ST	8	3 wks - 12 yrs	Sun-Sat
A SPECIAL PLACE FOR YOU AND ME	3418 W AUER AVE	8	6 wks - 12 yrs	Sun-Sat
A SPECIAL PLACE FOR YOU AND ME 2	3210 N 35TH ST	8	6 wks - 12 yrs	Sun-Sat
ADWOA AND KUUMBA KIDS CHILDCARE CTR	3309 N 38TH ST	8	6 wks - 12 yrs	Mon-Fri
ALL MY CHILDREN LEARNING CENTER II	4129 N 73RD ST	8	1 day - 12 yrs	Sun-Sat
ALL-STARS FAMILY CHILD CARE CENTER	3624 N 42ND ST	8	6 wks - 12 yrs	Mon-Fri
AMANDA'S CREATIVE LEARNING PALACE	4522 W KEEFE AVE	8	6 wks - 12 yrs	Mon-Fri
ANDREA'S KINDER KORNER	3930 N 68TH ST	8	6 wks - 12 yrs	Mon-Fri
ANGELS OF MINE FAMILY CHILDCARE	4212 W AUER AVE	8	4 wks - 12 yrs	Mon-Sat
ANGEL'S TINY TOTS DAY CARE CENTER	4154 N 48TH ST	8	1 day - 14 yrs	Sun-Sat
ANNA'S FAMILY CHILD CARE	3836 N 68TH ST	8	6 wks - 12 yrs	Sun-Sat
ANN'S I CARE KIDS CARE	4335 N 49TH ST	8	4 wks - 10 yrs	Mon-Fri
ANN'S I CARE KID'S CARE II	4334 N 49TH ST	8	4 wks - 12 yrs	Mon-Fri
BAB'S FAMILY DAY CARE CENTER	3727 N 37TH ST	8	3 yrs - 12 yrs	Mon-Fri
BAY-BAY KIDS DAY CARE & LRNG CTR	3731 N 38TH ST	8	6 wks - 15 yrs	Mon-Fri
BEE'S DAYCARE	3750 N 49TH ST	8	6 wks - 12 yrs	Mon-Sat
BJ'S EARLY EDUCATION STATION	4224 N 73RD ST	8	4 wks - 12 yrs	Mon-Sat
BONNIE'S FAMILY DAY CARE	7019 W BECKETT AVE	8	3 wks - 12 yrs	Sun-Sat
BREE BREE'S FAMILY CHILD CARE CTR	3272 N 47TH ST	8	6 wks - 12 yrs	Sun-Sat
BROOKLYN'S BABES	3841 N 50TH ST	8	1 day - 12 yrs	Sun-Sat

<u>Facility Name</u>	<u>Street Address</u>	<u>Capacity</u>	<u>Ages Accepted</u>	<u>Days Open</u>
BROOKS LITTLE VOICES FAM CHILD CARE	4234 N 52ND ST	8	6 wks - 12 yrs	Mon-Fri
BROWN'S QUALITY FAMILY DAY CARE	4034 N 70TH ST	8	6 wks - 12 yrs	Mon-Fri
BUNDLES OF CARE DAY CARE CENTER	3445 N 54TH ST	8	6 wks - 12 yrs	Mon-Fri
BUZZY BEE CHILD CARE	3440 N 60TH ST	8	6 wks - 12 yrs	Mon-Fri
CANDI'S CORNER PRESCHOOL	3255 N 44TH ST	8	6 wks - 12 yrs	Mon-Sat
CARRIE'S FAMILY DAY CARE I	3270 N 30TH ST	8	6 wks - 12 yrs	Sun-Sat
CARRIES FAMILY DAY CARE II	3272 N 30TH ST	8	6 wks - 12 yrs	Sun-Sat
CHILDREN'S WELLNESS CENTER	3260-A N 36TH ST	8	1 day - 17 yrs	Sun-Sat
CHRISTIAN LOVE CHILD CARE INC	3225 N 27TH ST	8	6 wks - 12 yrs	Sun-Sat
CHRISTIAN LOVE CHILD CARE INC	3233 N 27TH ST	8	6 wks - 12 yrs	Sun-Sat
CLEAVES WONDERFUL FAMILY DAY CARE	3425 N 44TH ST	8	6 wks - 12 yrs	Sun-Sat
COLE'S COMMUNITY LEARNING CENTER	4215 N 63RD ST	8	6 wks - 12 yrs	Mon-Fri
CRADLES CRIBS & CRAYONS INC	4150 N 51ST BLVD	8	6 wks - 12 yrs	Mon-Fri
CUDDLY CARE BEARS LEARNING CENTER	4333 N 51ST BLVD	8	4 wks - 12 yrs	Sun-Sat
D AND E CHILDCARE	4233 W BONNY PL	8	6 wks - 12 yrs	Sun-Sat
DAY CARE FOR THE GROWING INC	4802 W MEDFORD ST	8	4 wks - 12 yrs	Mon-Fri
DEE'S TENDER TOUCH CHILD CARE	3753 N 36TH ST	8	6 wks - 12 yrs	Mon-Sat
DESTINY'S HOUSE OF ANGELS CCC	4023 N 40TH ST	8	4 wks - 13 yrs	Sun-Sat
DISCOVERY WORLD CHILD DEV CENTER	4112 N 46TH ST	8	6 wks - 12 yrs	Sun-Sat
DIVINE CARE DEVELOP TECHNIQUES 2	3605 N 38TH ST	8	2 wks - 12 yrs	Mon-Sat
DIVINE CARE DEVELOPMENT TECHNIQUES	3936 N 40TH ST	8	2 wks - 12 yrs	Mon-Sat
DOLLIE'S LITTLE DARLINGS CHILDCARE	4236 N SHERMAN BLVD	8	4 wks - 12 yrs	Mon-Fri
DREAM ANGELS FAMILY CHILD CARE	3929 N 27TH ST	8	2 wks - 12 yrs	Mon-Fri
FAMILY GROWING CHILD CARE	4378 N 50TH ST	8	6 wks - 12 yrs	Mon-Fri
FINGERPRINTS CHILD CARE LLC	4264 N 30TH ST	8	2 wks - 12 yrs	Sun-Sat
FOUNDATION OF LEARNING CC LLC	4708 W TOWNSEND ST	8	6 wks - 12 yrs	Mon-Fri
FRANNY'S PLACE	3294 N NORWOOD PL	8	6 wks - 12 yrs	Sun-Sat
GIVENS & FRACTION FAMILY LRNING LLC	3440 N 42ND ST	8	4 wks - 12H	Sun-Sat
G-MAMA'S CHILD CARE CENTER	3954 N 72ND ST	8	4 wks - 12 yrs	Sun-Sat
GOD BLESS THE CHILD	3352 N 44TH ST	8	4 wks - 12 yrs	Mon-Sat
GRANDMA BONNIE FAMILY CC CENTER	2732 W ROOSEVELT DR	8	4 wks - 12 yrs	Sun-Sat
HAWKINS FAMILY CHILD CARE	4151 N 51ST BLVD	8	6 wks - 12 yrs	Sun-Sat
HEALS THE LAND FAMILY CC CTR CH 2	3876 N 52ND ST	8	2 wks - 13 yrs	Mon-Sat
HEAVENLY HOLMES ACADEMY	3232 N 30TH ST	8	6 wks - 12 yrs	Mon-Fri
HOPE WORKS LEARNING CENTER LLC	3124 N 46TH ST	8	6 wks - 12 yrs	Sun-Sat
HOUSE OF REFUGE CHILDREN'S ACADEMY	4370 N 29TH ST	8	6 wks - 12 yrs	Mon-Sat
HUG-A-BEAR FAMILY DAY CARE	3331 N 44TH ST	8	6 wks - 12 yrs	Sun-Sat
HUMAN DEVELOPMENT LRNG CTR INC	4098 N ELMHURST RD	8	6 wks - 12 yrs	Mon-Sat
IN CARING HANDS FAMILY CHILD CARE	4502 W MELVINA ST	8	2 wks - 12 yrs	Sun-Sat
JORDAN FAMILY CHILD CARE CENTER	3244 N 45TH ST	8	6 wks - 12 yrs	Mon-Fri
JUST LIKE HOME CHILDCARE CENTER	4034 N 69TH ST	8	4 wks - 12 yrs	Sun-Sat
JUST LOVE FAMILY DAY CARE CENTER	4260 N 53RD ST	8	4 wks - 12 yrs	Mon-Fri
KANDY KANE KORNER KIDS	4720 W CAPITOL DR	8	6 wks - 13 yrs	Sun-Sat
KAROL'S KORNER	3530 N 60TH ST	8	1 day - 12 yrs	Mon-Fri
KAY KIDS INC	3338 N 37TH ST	8	6 wks - 12 yrs	Sun-Sat
KELLEY KARE CHILD CARE	3177 N 33RD ST	8	6 wks - 12 yrs	Sun-Sat
KELLEY KARE CHILD CARE	3177 N 33RD ST	8	6 wks - 12 yrs	Sun-Sat
KENNEDY'S PLAYHOUSE CHILD CARE CTR	3254 N 33RD ST	8	4 wks - 12 yrs	Mon-Fri
KEYS 2 THE FUTURE	3290 N 37TH ST	8	4 wks - 12 yrs	Mon-Sat
KIDDIE CARE A-LOT	3194 N 60TH ST	8	6 wks - 12 yrs	Mon-Fri
KIDZONE II	3741A N 50TH ST	8	4 wks - 13 yrs	Mon-Sat
KIM'S HEART TO HEART CHILD CARE CTR	4045 N 47TH ST	8	6 wks - 12 yrs	Mon-Fri
LAKITA CHILD CARE CENTER	3975 N 71ST ST	8	2 wks - 12 yrs	Mon-Fri
LILLY OF THE VALLEY CHILD CARE	3862 N 75TH ST	8	6 wks - 12 yrs	Mon-Fri
LITTLE MIRACLES	3301 N 38TH ST	8	4 wks - 12 yrs	Sun-Sat



<u>Facility Name</u>	<u>Street Address</u>	<u>Capacity</u>	<u>Ages Accepted</u>	<u>Days Open</u>
LITTLE MUNCHKINS	4122 N 69TH ST	8	6 wks - 12 yrs	Mon-Fri
LITTLE THOUGHTS FAM CHILDCARE LLC	3414 N 41ST ST	8	4 wks - 12 yrs	Sun-Sat
LITTLE WONDERS	3213 N 35TH ST	8	4 wks - 12 yrs	Sun-Sat
LITTLE'S LUV-N-CARE PHASE 2	3845 N 44TH ST	8	3 wks - 12 yrs	Mon-Fri
LYNNE'S PRECIOUS MOMENTS CHILDCARE	3703 N 39TH ST	8	6 wks - 12 yrs	Mon-Fri
MONTESSORI LRNG AND EXPLR CTR INC	4320 N 68TH ST	8	6 wks - 12 yrs	Mon-Fri
MORGAN CHILD DEVELOPMENT CENTER	4174 N 72ND ST	8	4 wks - 12 yrs	Sun-Sat
MS EMMA'S TENDER CARE II	3405 W AUER AVE	8	6 wks - 13 yrs	Sun-Sat
MS RUBY'S CHILDCARE	4139 N 50TH ST	8	4 wks - 12 yrs	Mon-Fri
MY HOME CHILD CARE	3619 N 63RD ST	8	6 wks - 12 yrs	Sun-Sat
MY HOME TOO CHILD CARE	3740 N 62ND ST	8	6 wks - 12 yrs	Sun-Sat
NANA'S CHOICE FAMILY DAY CARE	4101 N 70TH ST	8	4 wks - 12 yrs	Mon-Sat
NE-NE'S TALENTED CHILDCARE	4205 W BONNY PL	8	6 wks - 12 yrs	Sun-Sat
NUTRINA'S NURTURING FAM CHILD CARE	4141 N 73RD ST	8	6 wks - 12 yrs	Mon-Fri
OBY'S CHILD DEVELOPMENT CENTER	3845 N 54TH BLVD	8	4 wks - 12 yrs	Sun-Sat
OPEN DOORS LEARNING CENTER II	4068 N 68TH ST	8	4 wks - 12 yrs	Sun-Sat
OPYP CHILD CARE & DEVELOPMENT CTR	4261 N 68TH ST	8	6 wks - 12 yrs	Sun-Sat
OUR HOUSE YOUR HOME CHILD CARE CTR	2943 N 11TH LN	8	6 wks - 12 yrs	Mon-Fri
OZIERS LITTLE ANGELS FAMILY DAYCARE	3919 N 58TH ST	8	6 wks - 13 yrs	Sun-Sat
PAMA'S CHILD CARE SERVICES	3167 N 45TH ST	8	6 wks - 12 yrs	Sun-Sat
PAT'S CUDDLE CARE	4220 N 42ND PL	8	4 wks - 12 yrs	Mon-Fri
POOH POOH'S PLAYPEN DAYCARE CENTER	3118 N 29TH ST	8	6 wks - 12 yrs	Mon-Fri
POOHS PLAYLAND CHILD CARE & DEV CTR	3129 N 38TH ST	8	6 wks - 12 yrs	Mon-Fri
PRECIOUS MOMENTS CHILD CARE CENTER	3135 N 44TH ST	8	6 wks - 12 yrs	Mon-Fri
PRECIOUS MOMENTS CHILD DEV CENTER	4154 N 42ND ST	8	6 wks - 12 yrs	Mon-Fri
PRINCESS CHILD CARE CASTLE	3428 N SHERMAN BLVD	8	4 wks - 13 yrs	Sun-Sat
REUBEN'S ACADEMY	3402 N 40TH ST	8	6 wks - 12 yrs	Sun-Sat
RORE'S CHILD DEVELOPMENT CTR 1	3119 N 45TH ST	8	4 wks - 12 yrs	Mon-Fri
RUSS' CHILD CARE	4256 N 36TH ST	8	6 wks - 12 yrs	Mon-Fri
SAFE HAVEN DAY CARE	3347 N 38TH ST	8	6 wks - 12 yrs	Mon-Fri
SCHOLARS ACADEMY	4173 N 72ND ST	8	2 wks - 12 yrs	Mon-Fri
SHARON OF WISDOM CHILD CARE	4162 N 73RD ST	8	6 wks - 12 yrs	Sun-Sat
SHERI'S CHILD DEVELOPMENT CENTER	3812 N 38TH ST	8	6 wks - 12 yrs	Sun-Sat
SHIRLEY'S FAMILY DAY CARE	3368 N 39TH ST	8	1 day - 12 yrs	Mon-Fri
SMART START FAMILY CHILD CARE	4807 W MEDFORD AVE	8	6 wks - 12 yrs	Mon-Fri
SPARKLES CHILD CARE CENTER	3936 N 53RD ST	8	6 wks - 12 yrs	Mon-Fri
SPIRIT OF TRUTH CHILD LEARNING CTR	4073 N 51ST BLVD	8	6 wks - 12 yrs	Mon-Fri
SQUEAKY'S FAMILY DAY CARE	3307 N 28TH ST	8	6 wks - 13 yrs	Mon-Fri
STEPS AHEAD KIDDIE KOLLEGE	4625 W CAPITOL DR	8	6 wks - 12 yrs	Sun-Sat
STEPS FORWARD FAMILY CC	3708 N 51ST BLVD	8	6 wks - 9 yrs	Mon-Fri
STORK'S NEST CHILD CARE CENTER	3813 N 52ND ST	8	6 wks - 12 yrs	Sun-Sat
SYBREANA PLAY PIN LEARNING CENTER	3232 N 37TH ST	8	6 wks - 12 yrs	Mon-Fri
THE WONDERFUL WORLD OF CHLDRN LLC	3422 N 57TH ST	8	6 wks - 12 yrs	Mon-Fri
TOLIVER'S TINY TOTS CHRISTIAN DC	5626 W VIENNA AVE	8	2 wks - 12 yrs	Mon-Sat
TRACY'S FAMILY CHILDCARE	3953 N 70TH ST	8	6 wks - 12 yrs	Sun-Sat
TRANSITIONAL LEARNING CENTER	3145 N 55TH ST	8	08wks - 12 yrs	Mon-Fri
T'S & M'S LITTLE ANGELS CDC	3371 N 40TH ST	8	6 wks - 12 yrs	Mon-Fri
TUBBIE'S CHRISTIAN DAY CARE	4314 N 63RD ST	8	6 wks - 12 yrs	Mon-Fri
UNITY FAMILY CHILD DAY CARE	4022 N 40TH ST	8	6 wks - 12 yrs	Sun-Sat
VERY IMPORTANT LITTLE PEOPLE INC	6625 W HOPE AVE	8	3 wks - 12 yrs	Mon-Fri

## Child Safety: Crime and Traffic Accidents 2008

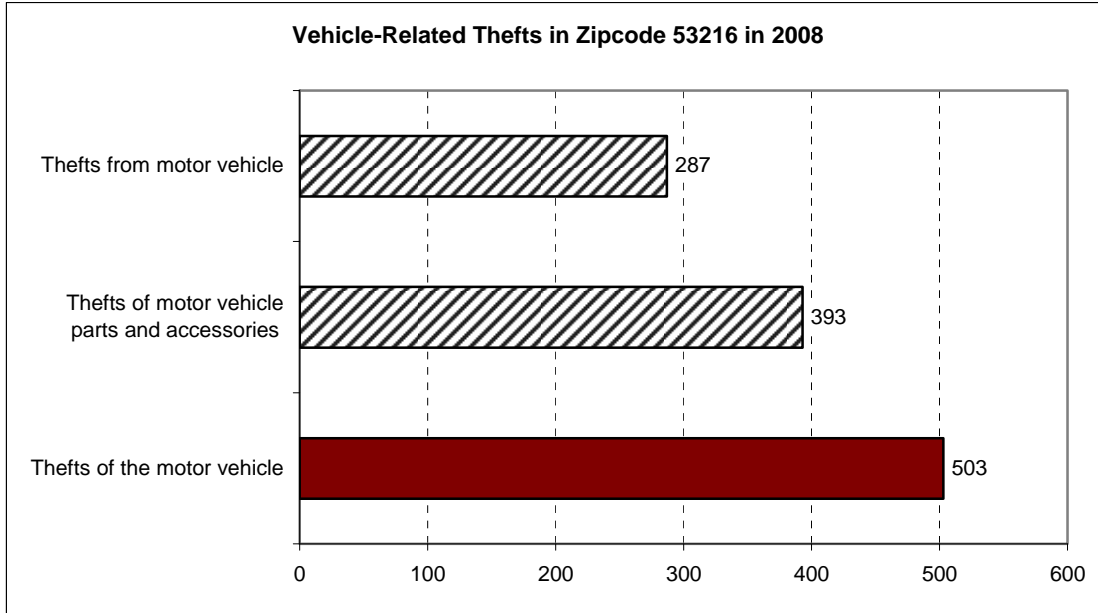
Safety is a primary concern for parents living in inner city neighborhoods where crime remains at high levels and large numbers of traffic accidents are reported.

- In the 2008 calendar year, the Milwaukee Police Department reported 3,658 Class A crimes in zip code 53216, including 156 cases of aggravated assault, 419 cases of simple assault, 525 burglaries, 243 robberies, and 5 homicides.

2008 Crimes Reported in Zip Code 53216	Total Reported
Destruction/damage/vandalism of property	563
Burglary/breaking and entering	525
Motor vehicle theft	503
Simple assault	419
All other larceny	395
Theft of motor vehicle parts/accessories	393
Theft from motor vehicle	287
Robbery	243
Aggravated assault	156
Shoplifting	49
Arson	21
Theft from building	17
Forcible fondling	14
Forcible rape	12
Forcible sodomy	12
Purse snatching	10
Statutory rape	9
Disorderly conduct	7
Homicide	5
All other offenses	18
Grand Total	3,658

**Source: Milwaukee Police Department, posted on the City of Milwaukee COMPASS website.**

- Even parking near the school is an issue, with 287 thefts from motor vehicles, 393 thefts of motor vehicle parts and accessories, and 503 thefts of the vehicles themselves themselves.



Concerns about the safety of children are heightened by the number of traffic accidents reported in the inner city.

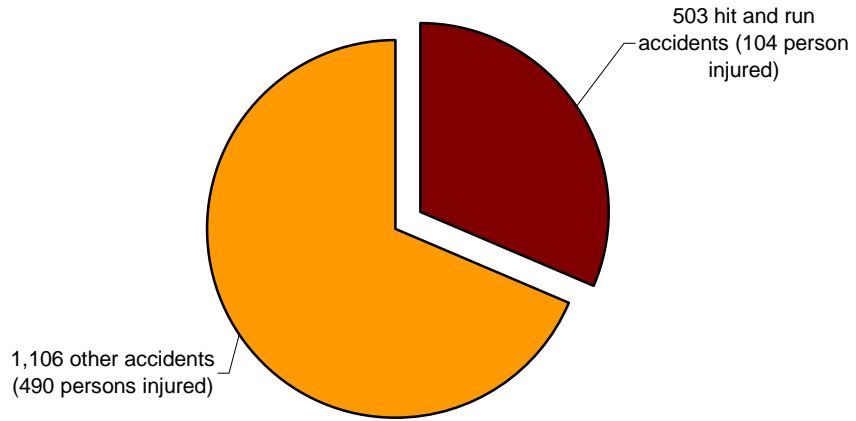
- In 2008, 1,609 traffic accidents were reported in zip code 53216. A total of 594 people were injured in these accidents.
- Nearly a third (31%) of the traffic accidents were “hit and run” where the driver did not remain at the scene to aid victims or to report damages.

<b>2008 Traffic Accidents Reported in Zip Code 53216</b>	<u>Total Accidents</u>	<u>Total Persons Injured</u>
Hit and run	503	104
Other	1,106	490
<b>Total</b>	<b>1,609</b>	<b>594</b>
<b>% Hit and Run</b>	<b>31%</b>	<b>18%</b>

Source: Milwaukee Police Department, posted on the City of Milwaukee COMPASS website.

- In 2008 in zip code 53216, 104 people were injured in accidents involving “hit and run” drivers.

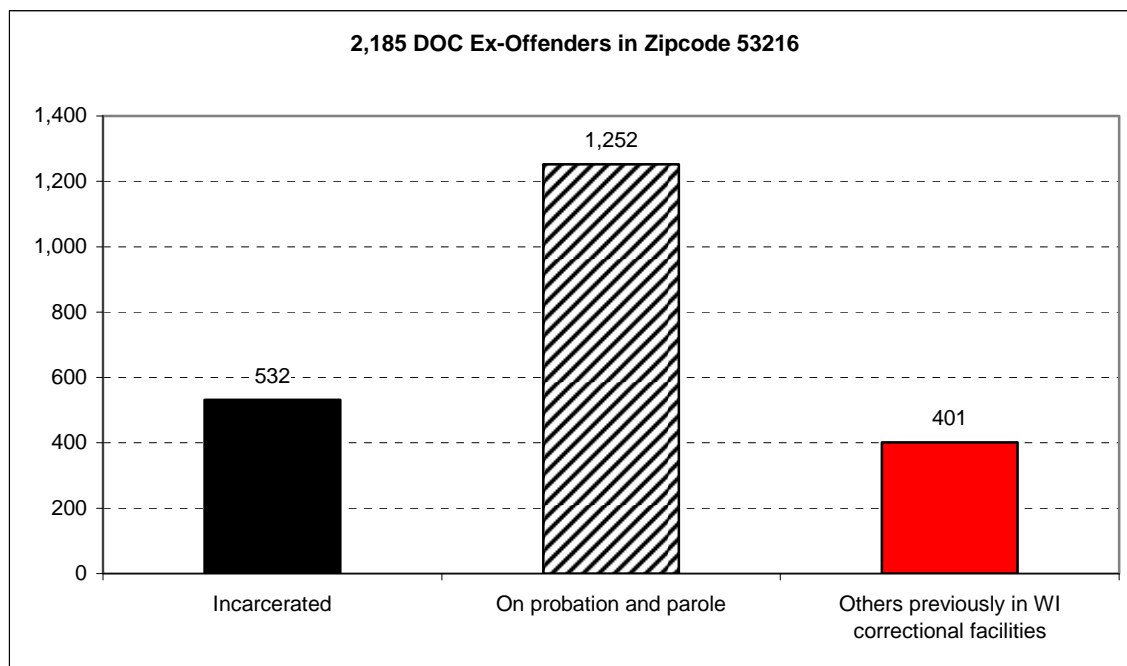
**Traffic Accidents in 2008: Zipcode 53216**



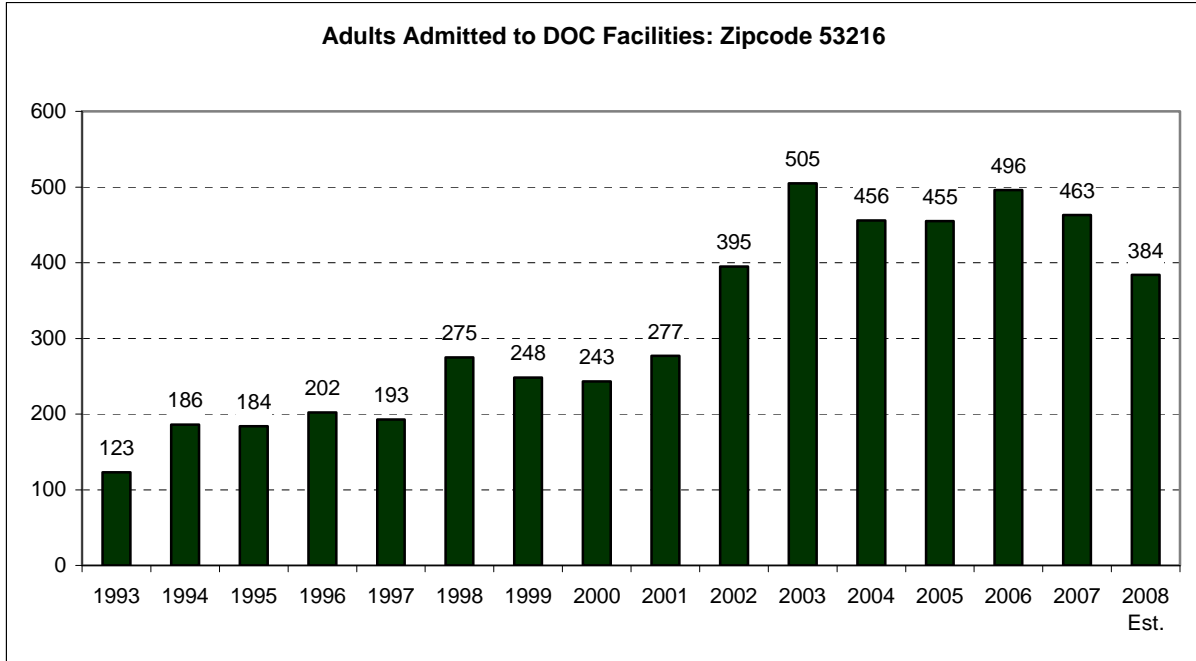
## High Incarceration Rates and Returning Prisoners 1993-2008

The absence of many males of prime workforce age and the high numbers of men incarcerated and released from state correctional facilities each year have tremendous impact on the stability and earnings of families. The Department of Corrections (DOC) public inmate data files from January 1993 through August 2008 and the probation and parole file for March 2009 were examined to gain information on adult inmates from state correctional facilities. The DOC files identify individuals in the Wisconsin Department of Corrections system but do not include inmates in the House of Corrections or city jail. Data entries for admission and release from DOC facilities are for any reason, including alternatives to revocation or for temporary probation and parole holds.

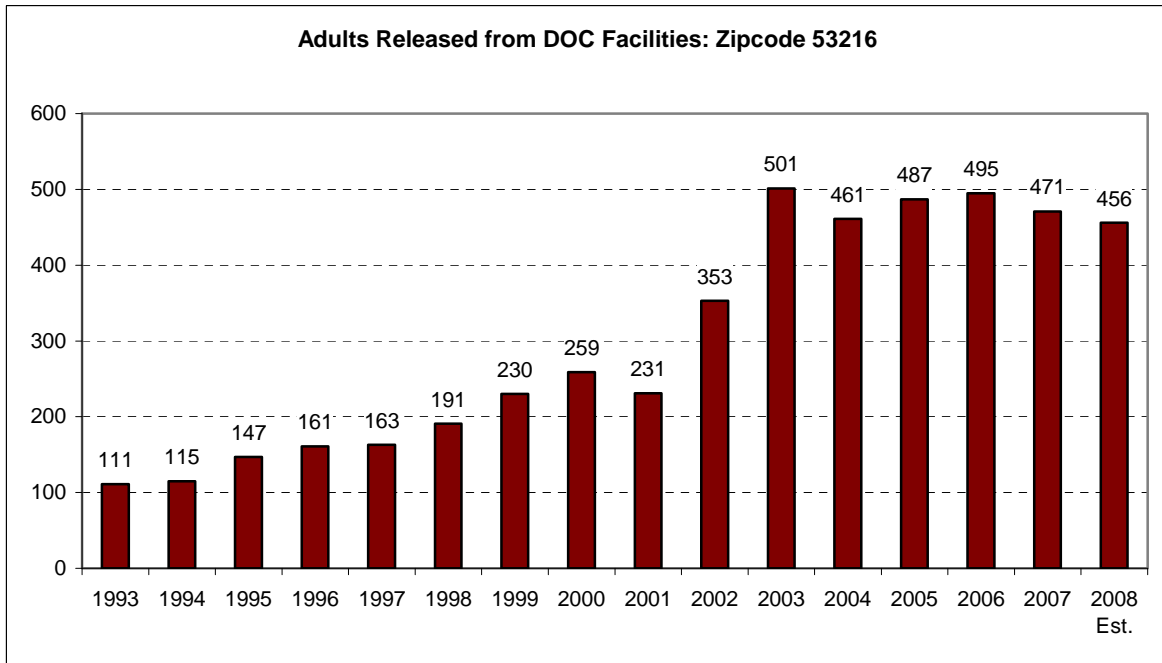
- A total of 2,185 adults from zip code 53216 are in the state corrections system. These include 532 adults incarcerated in state facilities (as of August 2008), 1,252 adults on probation and parole, and another 401 adults who had been previously incarcerated (1993-2008). This total is likely on the low end as no address was available for 10% of DOC ex-offenders from Milwaukee County. It is likely that at least some of these ex-offenders are living in the 53216 zip code.



- The number of adults incarcerated from zip code 53216 each year has jumped from 123 in 1993 to over 500 in 2003. Given high rates of recidivism many adults are incarcerated several times.



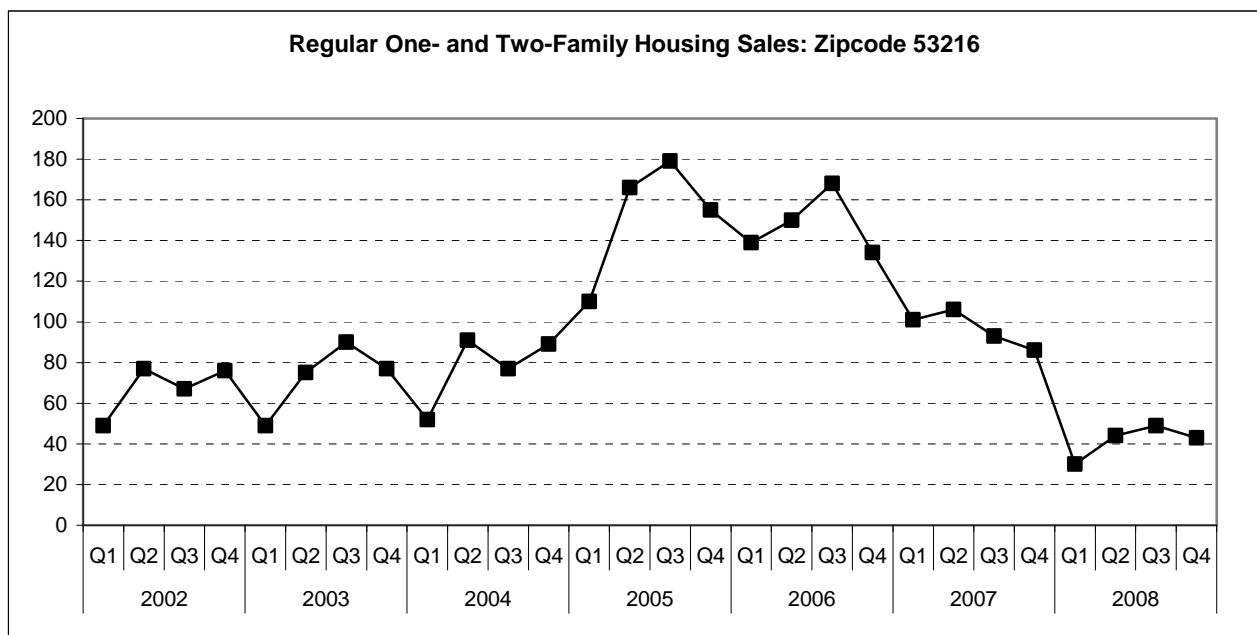
- Since 1993 the number of individuals being released from state adult correctional facilities into zip code 53216 has grown more than fourfold. Many ex-offenders subsequently returned to prison.



## The Housing Crisis Hits Home 1994-2009

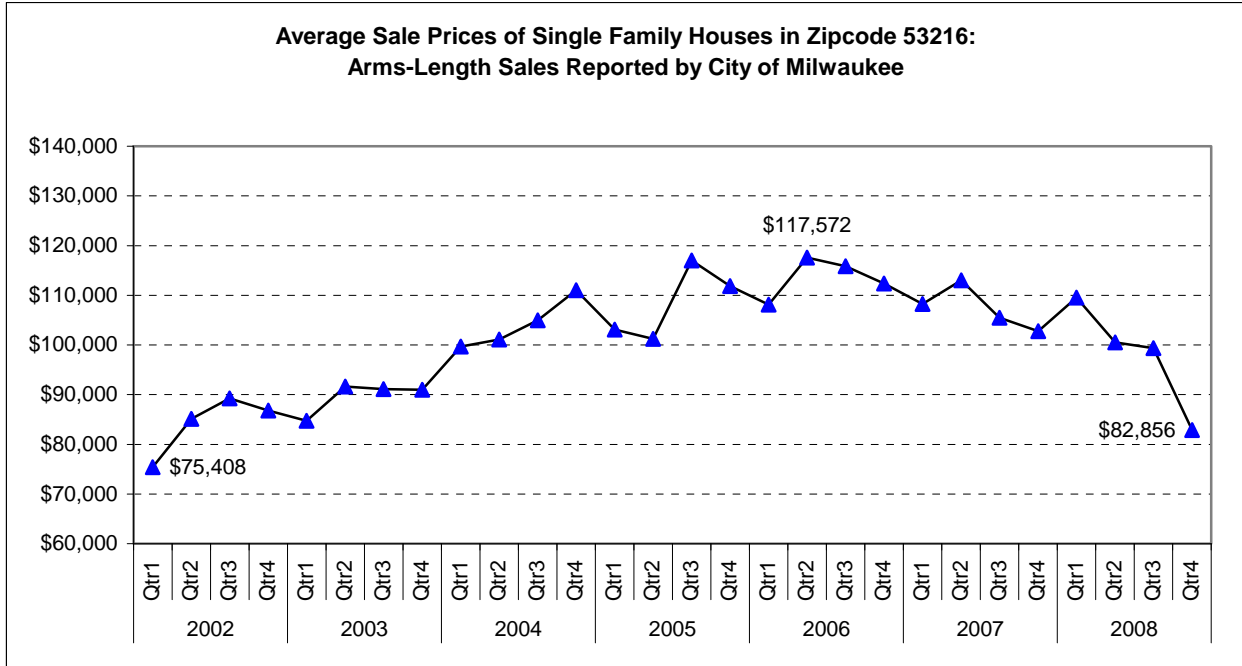
While an analysis of the mortgage crisis in Milwaukee is beyond the scope of this paper, several data sources indicate that the problem has been extremely severe for Milwaukee families and that the effects are far from over. The mobility rates seen among MPS families can be expected to continue at high rates. Many home-owning families are unable to meet their mortgage, insurance, property tax, utilities bill and other housing obligations. Renters, already paying large portions of their income for housing, are caught in the middle of foreclosure actions against property owners as well as escalating rents due to rising utility bills and disproportionately high property taxes for inner city properties.

The flurry of housing sales in zip code 53216 reached its peak in 2005 and 2006, declined somewhat in 2007, and by 2008 was down to less than 60 regular housing sales a quarter.

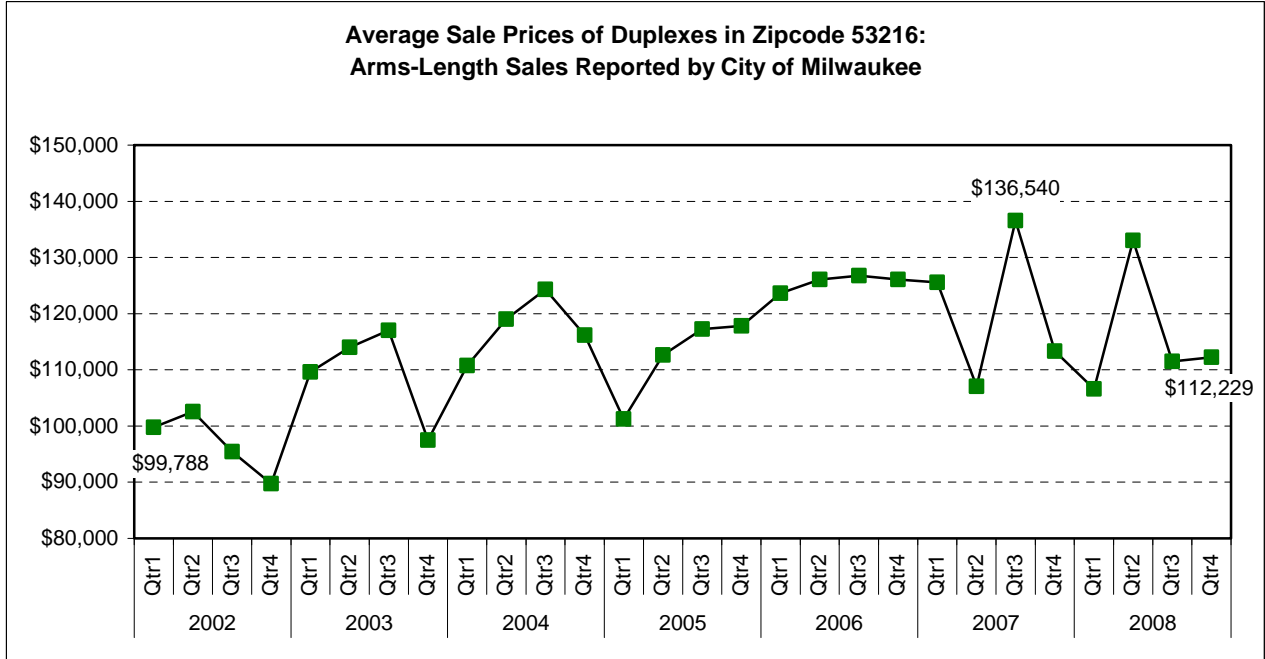


As mortgage funds (including subprime mortgages and adjustable rate mortgages with low initial payment schedules) became readily available and existing homeowners were encouraged to refinance their mortgages to obtain cash for increased “equity” in their homes, the average sales price of single family houses in zip code 53216 reached \$117,000 in the second quarter of 2006, according to City of Milwaukee records on arms-length sales used to establish property assessments.

By fourth quarter 2008, average sale prices had dropped to near the levels seen in early 2002 when the subprime mortgage lending activity first started escalating.

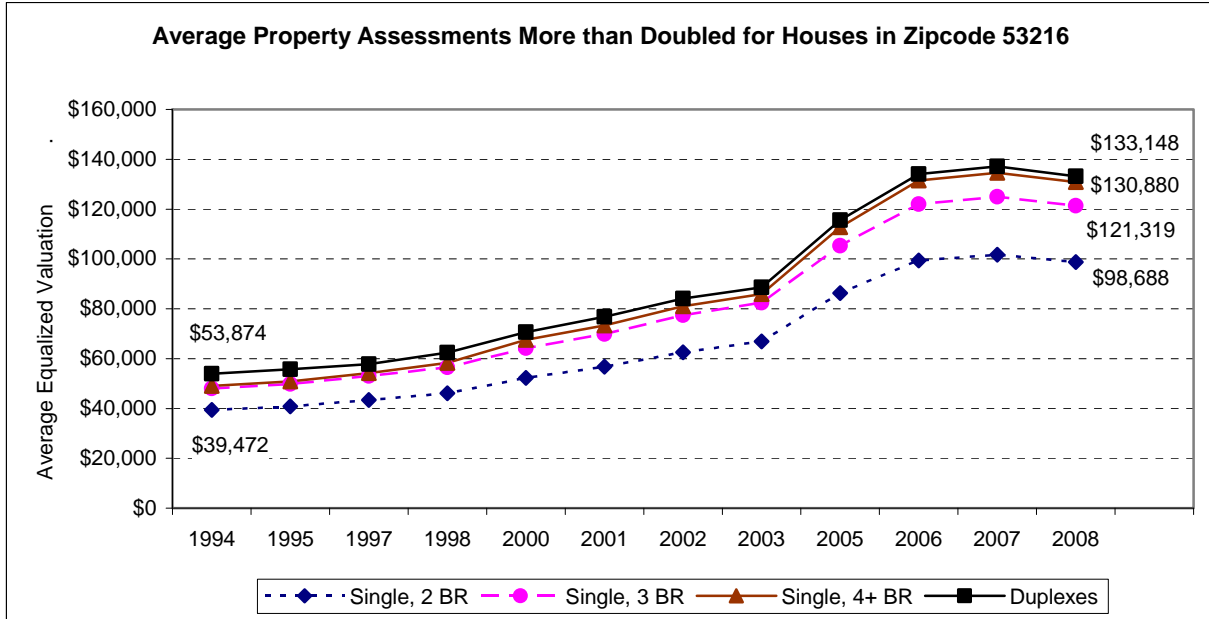


Sale prices for duplexes averaging \$100,000 at the start of 2002 rose to a high average of \$136,500 in third quarter of 2007. By the end of 2008 sale prices were down to a \$112,000 average, only \$12,000 above prices 5-1/2 years earlier.



Based on the large increase in real estate prices fueled by the booming mortgage activity in 2005 through 2007, the City of Milwaukee raised property assessments on single family and duplex housing in the zip code. These assessments further raised housing costs for many residents as the inner city took on an increasing share of the total city property tax burden.





Source: City of Milwaukee Master Property file. Property assessments are converted to full value based on reported equalized assessment ratios

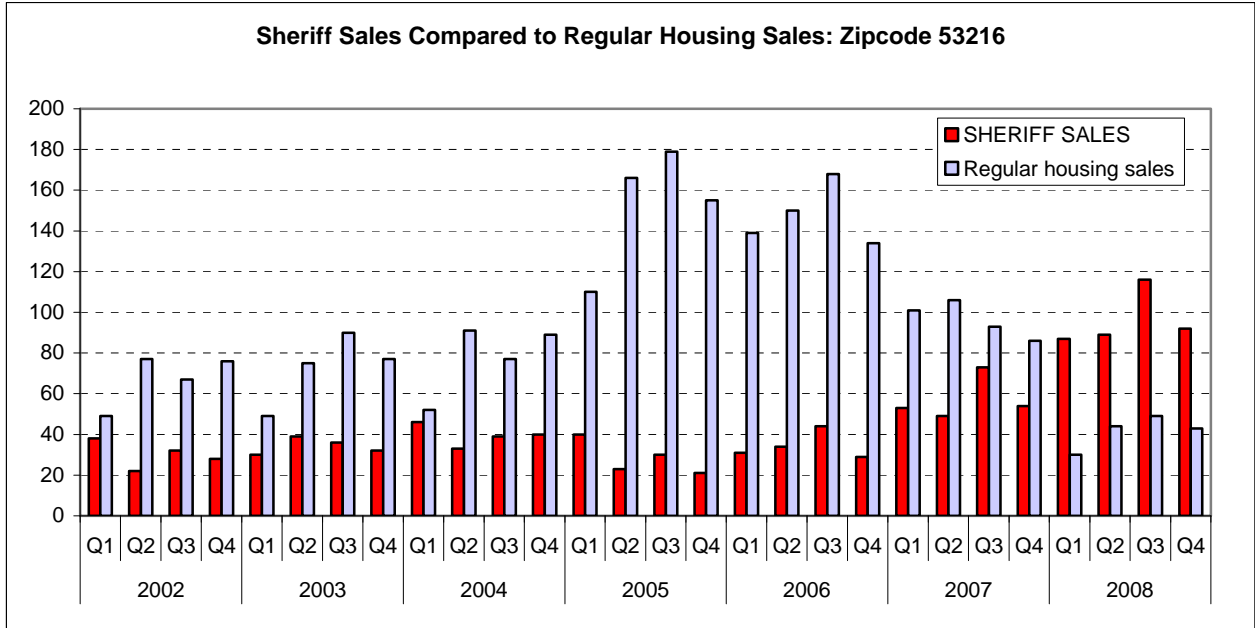
Foreclosure cases filed with the Milwaukee County circuit courts and reaching the Milwaukee County sheriff's office for auction sales were analyzed to shed light on the extent to which the national mortgage crisis reached Milwaukee neighborhoods and MPS families. Each Monday morning the Milwaukee County sheriff holds real estate auctions for houses that have been foreclosed for non-payment of mortgages. The foreclosure cases filed with the Milwaukee County circuit courts and reaching the sheriff for auction sales were analyzed to shed light on the extent to which the national mortgage crisis reached Milwaukee neighborhoods and MPS families.

The map below shows sheriff sales scheduled in zip code 53216 for the recent period from January 1, 2007 – May 1, 2009. Nearly every block in the zip code has problem properties reaching the sheriff sale stage. The properties up for auction are often in severe distress. Some may have already been abandoned, renters may be displaced or uncertain about who owns the property, repairs are frequently delayed, and vandalism is not uncommon.

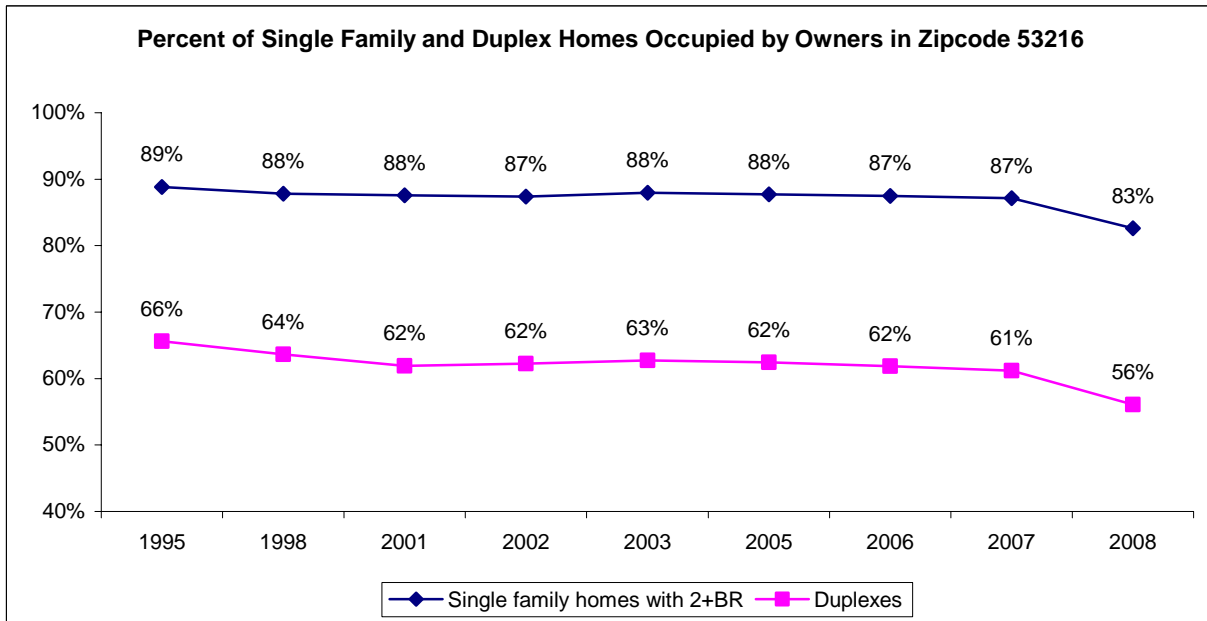
**One and Two-Family Houses Put Up for Sheriff Sales: Zip Code 53216**  
 (January 1, 2007 – May 1, 2009)



**The annual number of one-family and two-family houses reaching sheriff sales in zip code 53216 rose from 138 houses in 2006 to 229 houses in 2007, and up to 384 houses in 2008. In every quarter of 2008 there were more than twice as many sheriff sales scheduled for auction than regular housing sales.**



It appears that an immediate impact of the housing crisis has been a **drop in home ownership**. Home ownership rates for single family houses with 2 or more bedrooms dropped from 87% in 2007 to 83% in 2008. The home ownership rate for duplexes (where the owner lived in one of the units) went from 61% in 2007 to 56% in 2008.

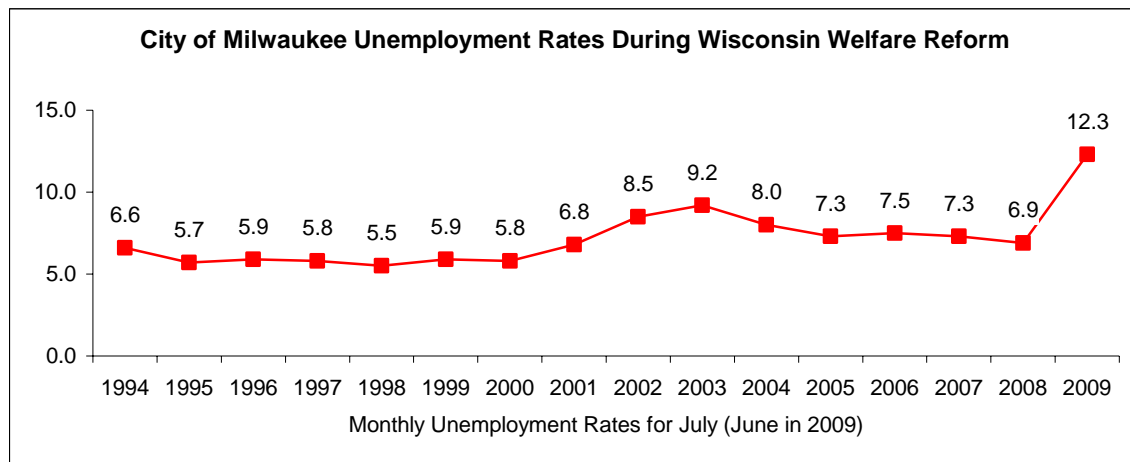


Source: City of Milwaukee property file.

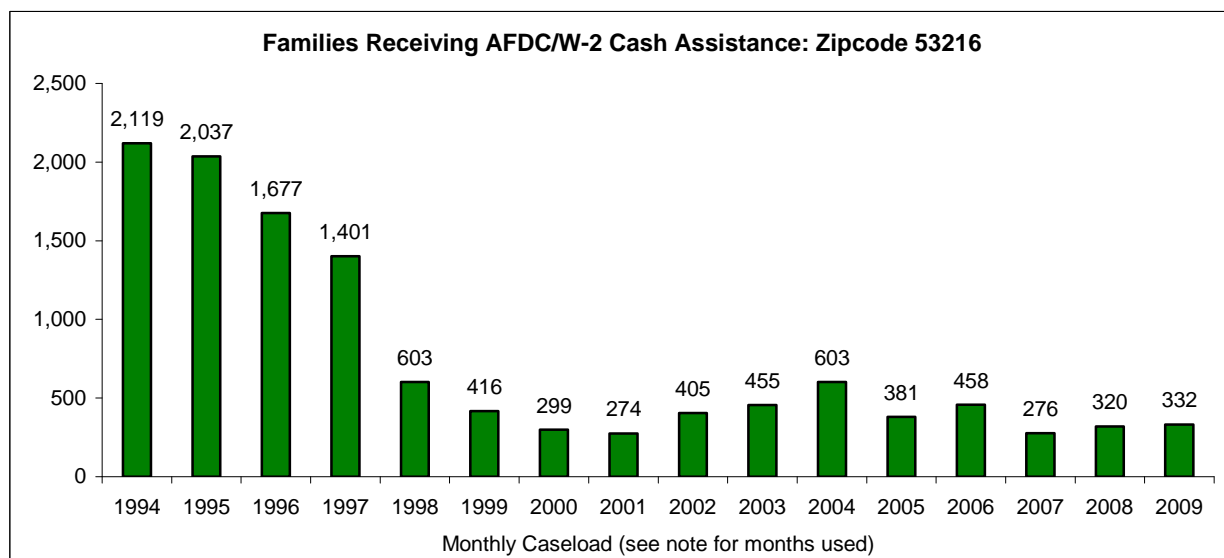
## Public Assistance to Families during the Recession 1994-2008

Enrollments in BadgerCare Plus (medical insurance for low-income families and children) and FoodShares (food stamps) have increased substantially over the past year as the economy has worsened, but there has been little change in the number of Milwaukee families receiving “W-2” income support.

- The city of Milwaukee unemployment rate has nearly doubled over the past year, from 6.9% in July 2008 to 12.3% in June 2009. During this period, however, the number of families in zip code 53216 receiving W-2 income support remains very low, increasing by only 12 families from July 2008 to May 2009.

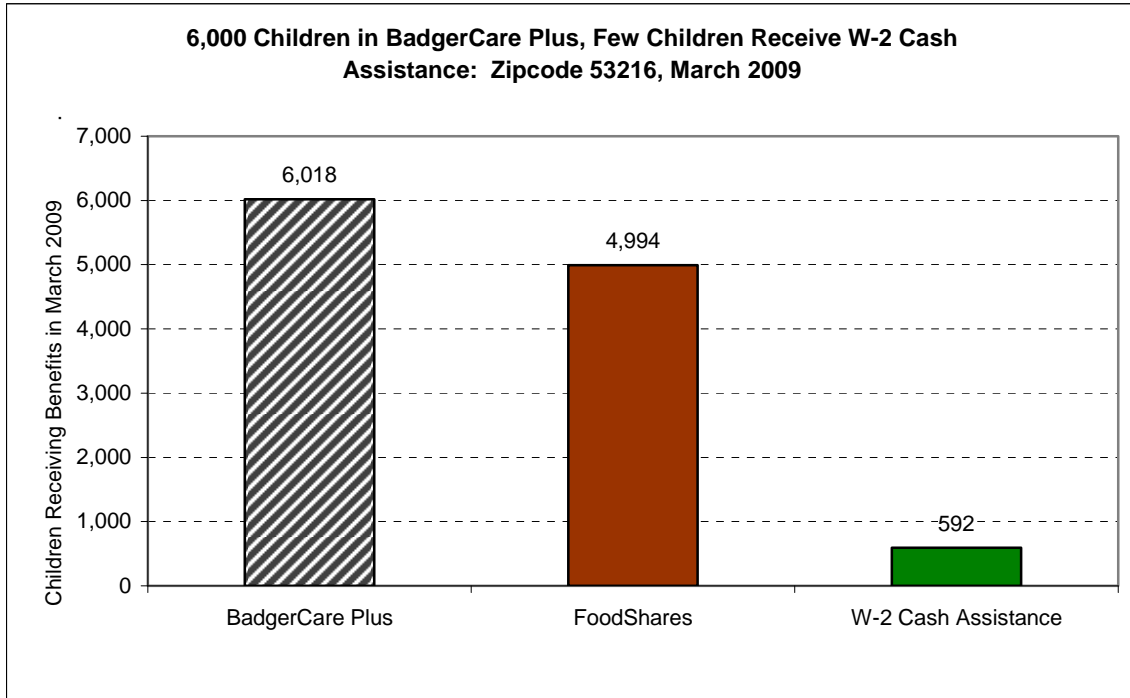


- Fewer families received W-2 income support in May 2009 (when the city unemployment rate reached 12.3%) than five years ago in July 2004 (when the city unemployment rate was at 8%). In May 2009 only 332 families in zip code 53216 were receiving W-2 cash assistance; in July 2004 there were 603 families receiving income support.



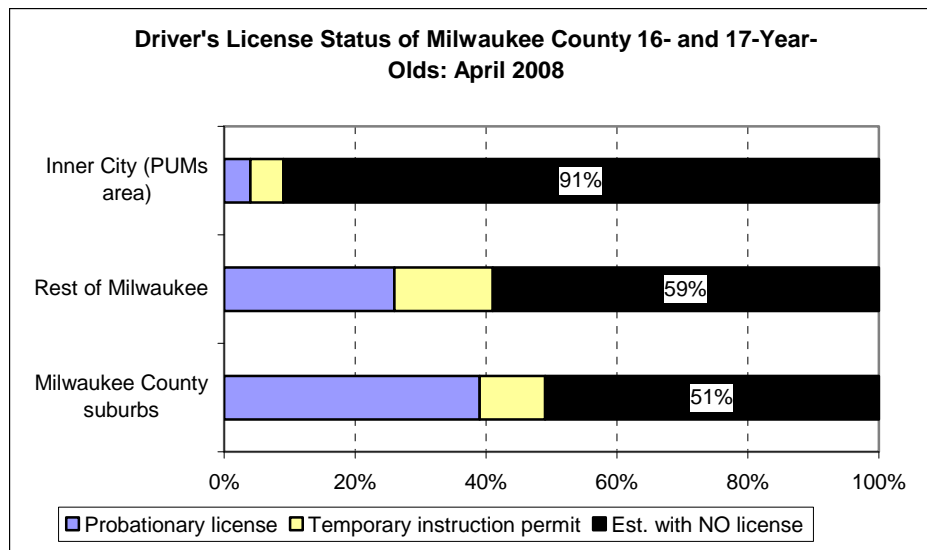
*Note: Monthly caseloads shown above are for July for the years 2001-2008 and in other years for March 1994, December 1995, September 1996, June 1997, April 1998, February 1999, April 2000, June 2001, and May 2009.*

- The state is making substantial efforts to increase enrollment of low-income children and families in federal/state medical insurance and FoodShare programs during the economic recession. As of March 2009, 6,018 children were enrolled in BadgerCare Plus and 4,994 children were receiving food stamp benefits in zip code 53216. Less than 600 children were in families receiving W-2 income support.



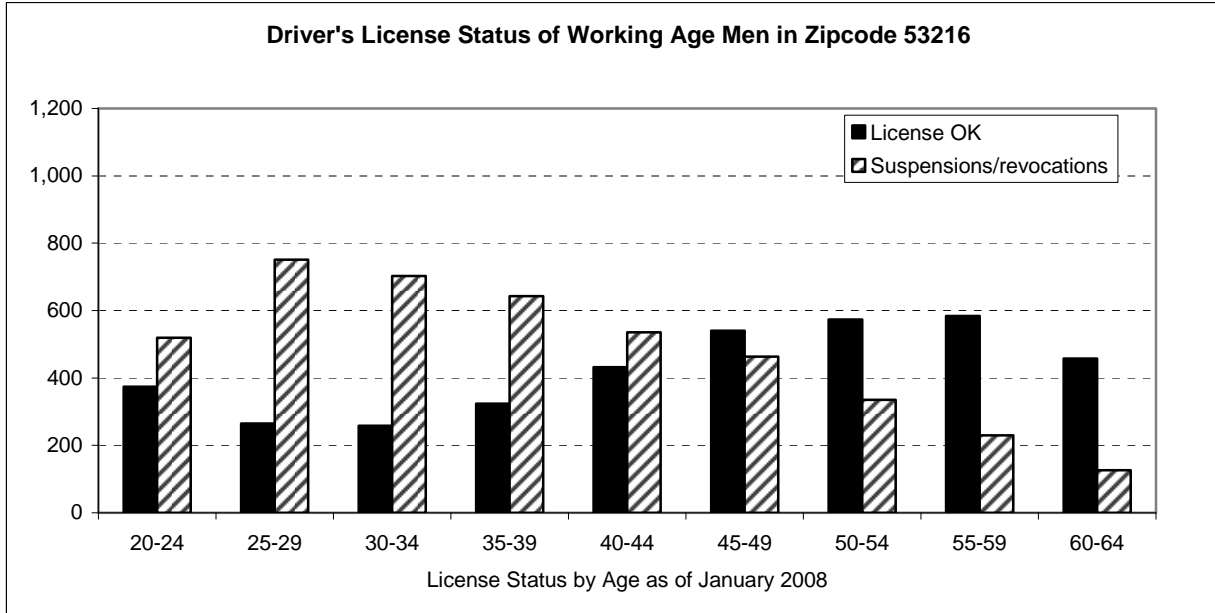
## Driver's License Suspensions and Revocations 2008

Only 9% of inner city Milwaukee teens aged 16 and 17 have probationary licenses (4%) or learner's permits (5%), according to 2008 Wisconsin Department of Transportation (DOT) driver's license files and U.S. Census population counts. Most (91%) inner city teens have NO license. By contrast, only 49% of 16- and 17-year-old teens living in the Milwaukee County suburbs have no license.

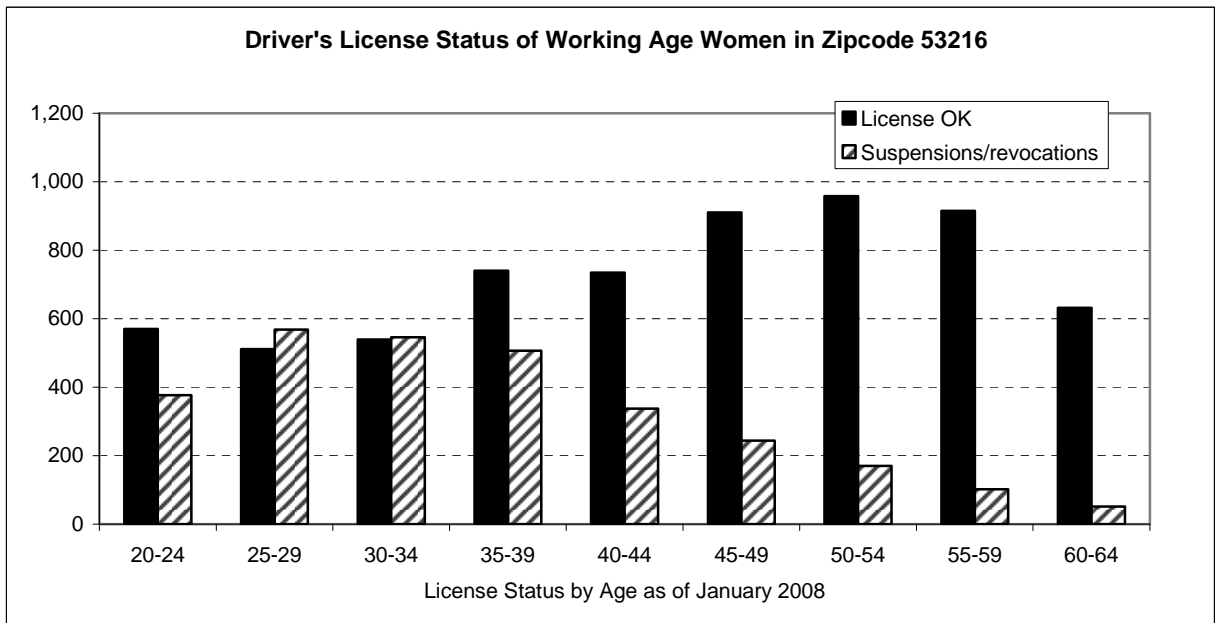


**The problems of teens lacking driver's licenses persist into adulthood.** Access to private transportation is critical for reaching most jobs in the metro area, yet few teens obtain their license while in school and dropouts under age 18 are prohibited from obtaining licenses. A host of factors contribute to the lack of driver's licenses among central city residents -- the lack of affordable driver's education programs for teens, the high cost of auto insurance in inner city neighborhoods, lack of vehicles among low-income residents, and high rates of license suspensions and revocations. Minorities are far more likely to have license suspensions and revocations than whites in Milwaukee County where minor vehicle infractions related to older cars ("driving while poor") may turn into felony violations if the individual is stopped while driving with a suspended license.

- In zip code 53216 state DOT files showed 4,500 males and 2,991 females with suspensions and revocations.
- In this zip code 7,955 women have valid licenses compared to only 5,051 men.
- More men of prime working age have suspended and revoked licenses than hold clear licenses.



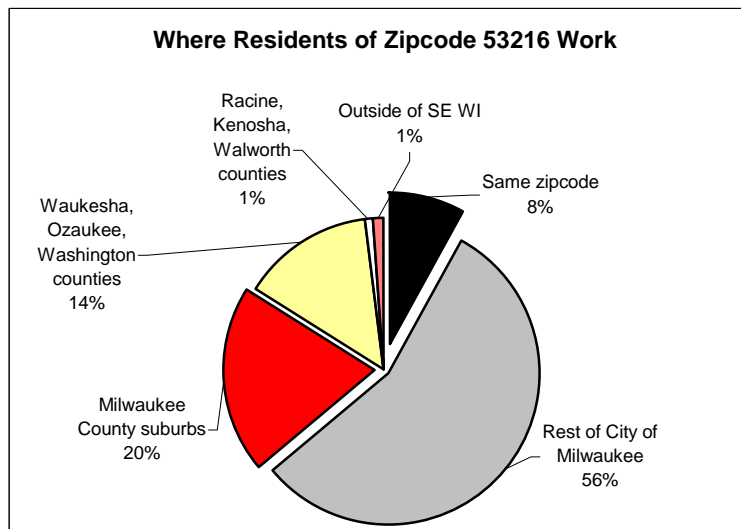
- Women, particularly those 40 and older, are more likely to have a clear license.



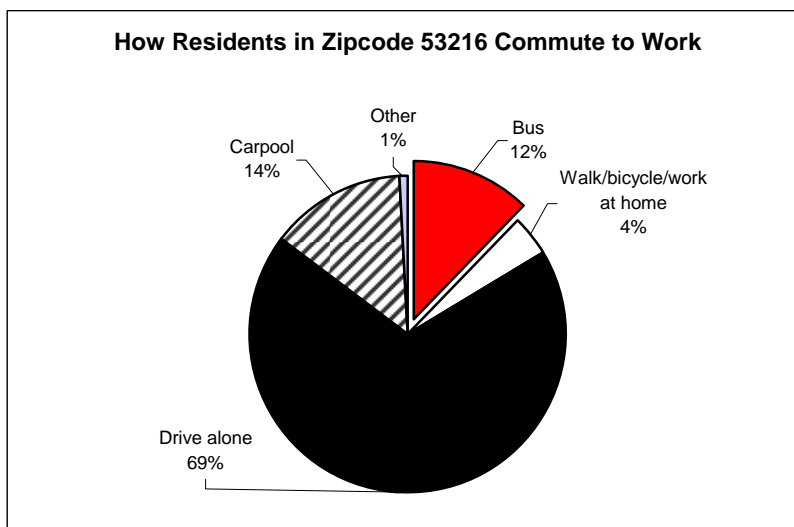
## Commuting Patterns 2000 CTPP

The 2000 Census Transportation Planning Package, released in 2004/2005, offered a unique opportunity to assess the commuting patterns of workers from zip code 53216. Responses to the Census long-form questionnaire (issued to one out of 6 households) were coded by address for residence and place of work.

- For many residents of zip code 53216, the labor market was very limited. According to the Census 2000 transportation files, 84% of 53216 residents worked in Milwaukee County, including 64% of 53216 residents who were employed at jobsites within the City of Milwaukee. About 11% of residents had jobs in Waukesha, Ozaukee and Washington (WOW) counties. Almost no residents commuted to Racine, Kenosha and Walworth counties for work.

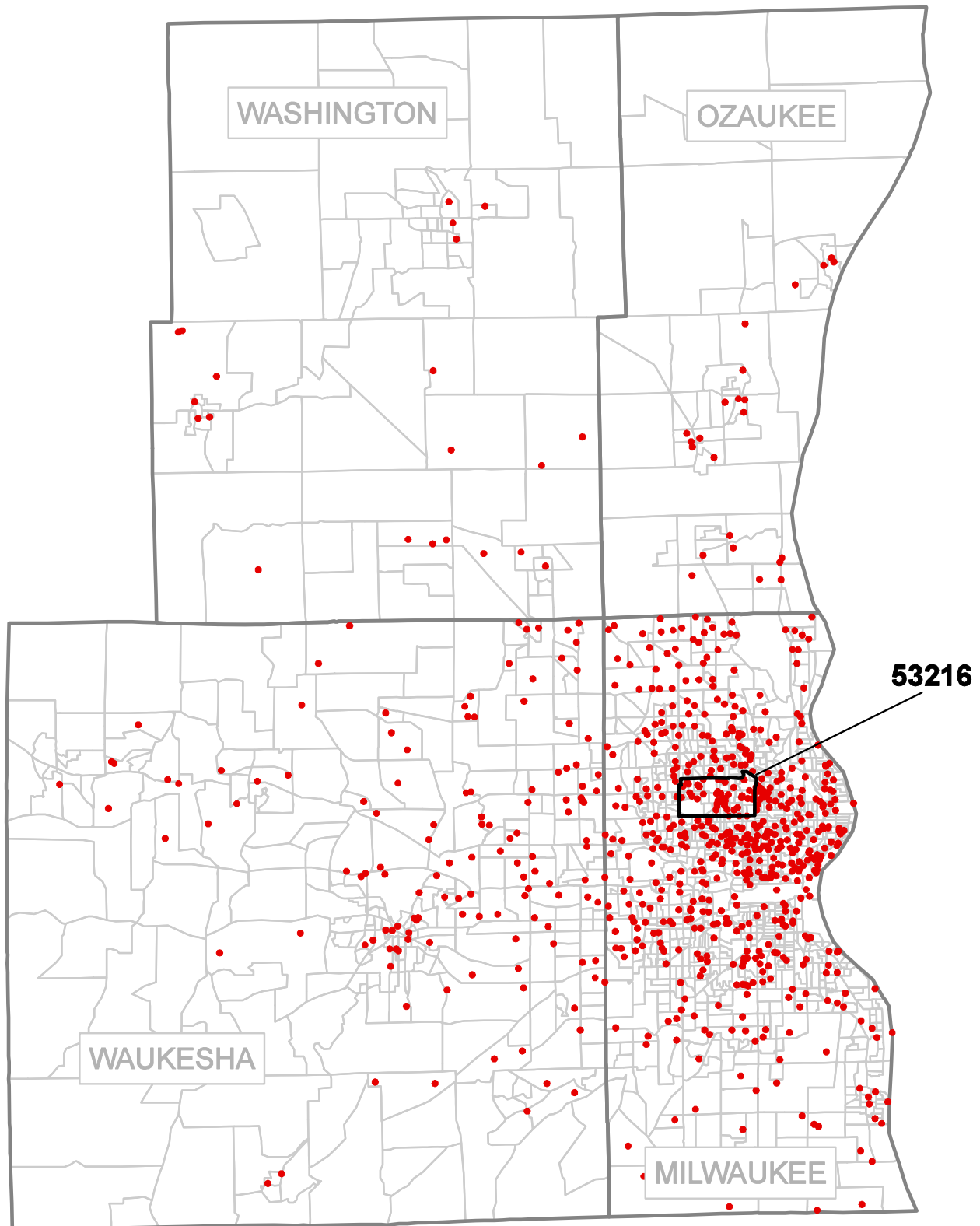


- Bus transportation is critical for many workers residing in zip code 53216. While two-thirds of resident workers drove to work alone in 2000, 12% (an estimated 2,025 workers) used the bus to get to their jobs. A third (32%) of workers with income below 100% of poverty bussed to work.





# Where People Work Who Live in Zipcode 53216



Source: U.S. Census 2000 Transportation Planning Package data files (1 dot = 5 workers)  
Analysis by Employment and Training Institute, University of Wisconsin-Milwaukee.

## Employed Parents with Income Below or Near Poverty 1994-2009

Wisconsin income tax returns were reviewed to assess the income of families with children and living in central city Milwaukee zip codes. These tax data are single and married (non-elderly) filers claiming dependents for the 2007 tax year based on filings in 2008. As a result the data are far more current than the 2000 U.S. Census (based on 1999 income) and more comprehensive than the American Community Survey for 2005-2007. Federal poverty guidelines and adjusted gross income ranges for non-elderly single and married tax filers with dependents were used to estimate the number of employed parents with income earnings below the poverty level.

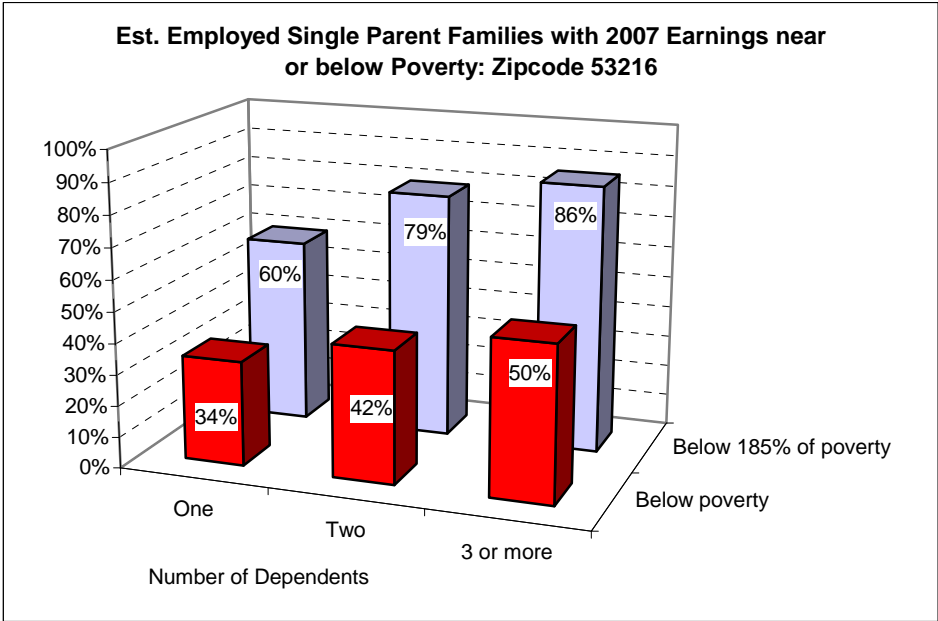
The poverty guidelines reflect the federal government's estimate of the bare minimum required by families to meet their basic needs and are used to determine eligibility for federal support programs. In 2007, the U.S. Department of Health and Human Services set the poverty guidelines at \$13,690 for a 2-person (e.g., parent and 1 child) family and \$17,170 for a 3-person family. The department estimated that it took \$3,480 to support each additional family member in 2007. These very low guidelines were used to determine the number of family tax filers showing income below the poverty line. A second, commonly used federal standard is 185% of poverty (or \$25,327 annual income to support 2 persons, \$31,765 to support 3 persons, and \$38,203 to support a family of four in 2007). The 185% of poverty standard was used to determine eligibility of families for reduced price school lunches and to qualify employed parents for eligibility for the Wisconsin Shares child care subsidy program.

<u>2007 Federal Poverty Standards</u>	<u>Family Size:</u>			
	<u>2-persons</u>	<u>3-persons</u>	<u>4-persons</u>	<u>1 additional person</u>
Poverty level	\$13,690	\$17,170	\$20,650	+\$3,480
130% of poverty (free lunch standard)	\$17,797	\$22,321	\$26,845	+\$4,524
185% of poverty (reduced price lunch standard; eligible for Shares child care subsidies)	\$25,327	\$31,765	\$38,203	+\$6,438

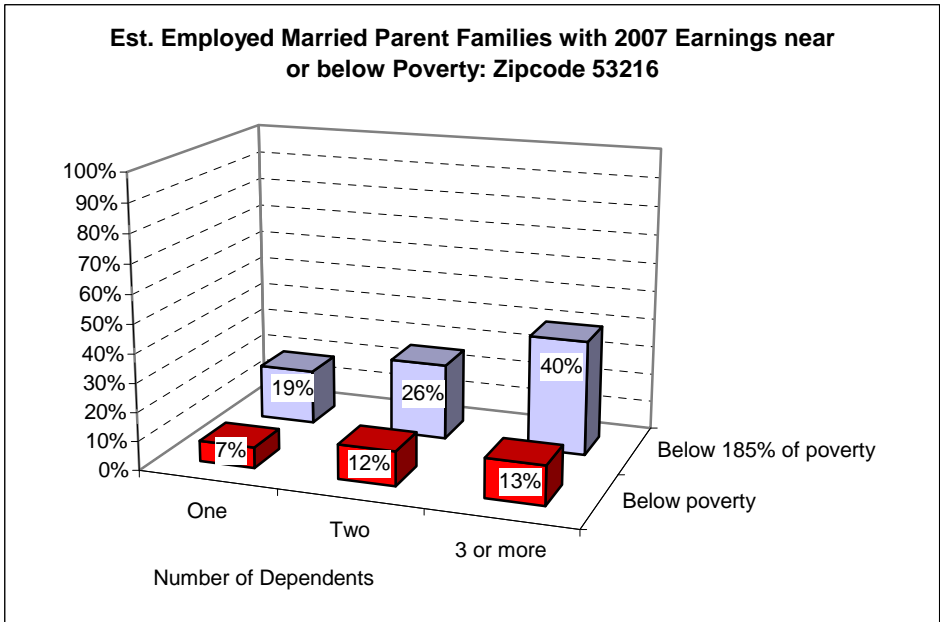
Note: the 2009 federal poverty standards are \$xx for a 2-person family and \$xx for each additional person.

In the City of Milwaukee (as measured by predominantly city zip codes), a majority (62%) of all employed parents with children made below 185% of the poverty level and a third of employed parent tax filers have earnings below the poverty level in 2007, according to state tax returns. In the inner city poverty rates and near poverty rates among working families are even higher.

- **For single parent families with dependents, in zip code 53216 in 2007 half of the filers with more than 2 children had income below the poverty level**, and an estimated 34% of single tax filers with one dependent showed adjusted gross income below the poverty level (\$13,690 for two persons).
- When 185% of poverty (the standard for reduced price school meals) is used, **most (79-86%) single parents with 2 or more children had inadequate income.**

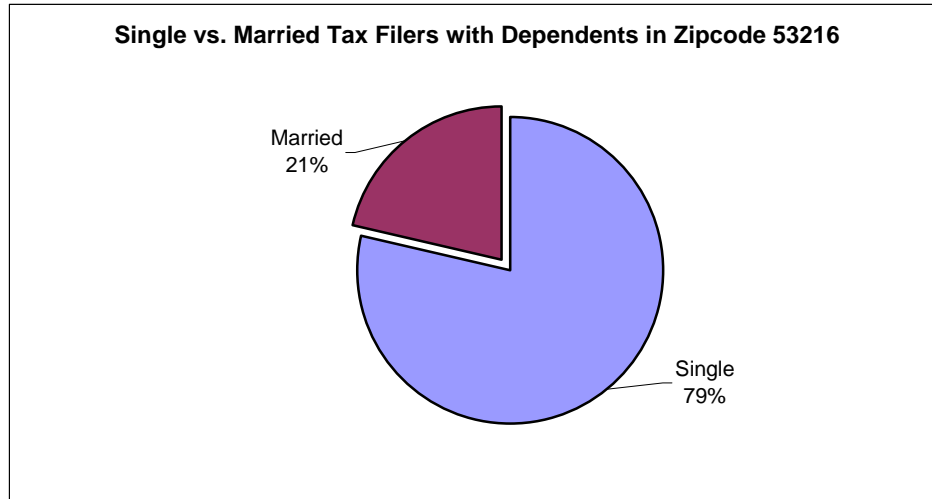


- **Married parent families were far less likely to be living in poverty**, often by combining incomes from two adult workers. Even still, 40% of married filers with more than 2 dependents had income below 185% of poverty.

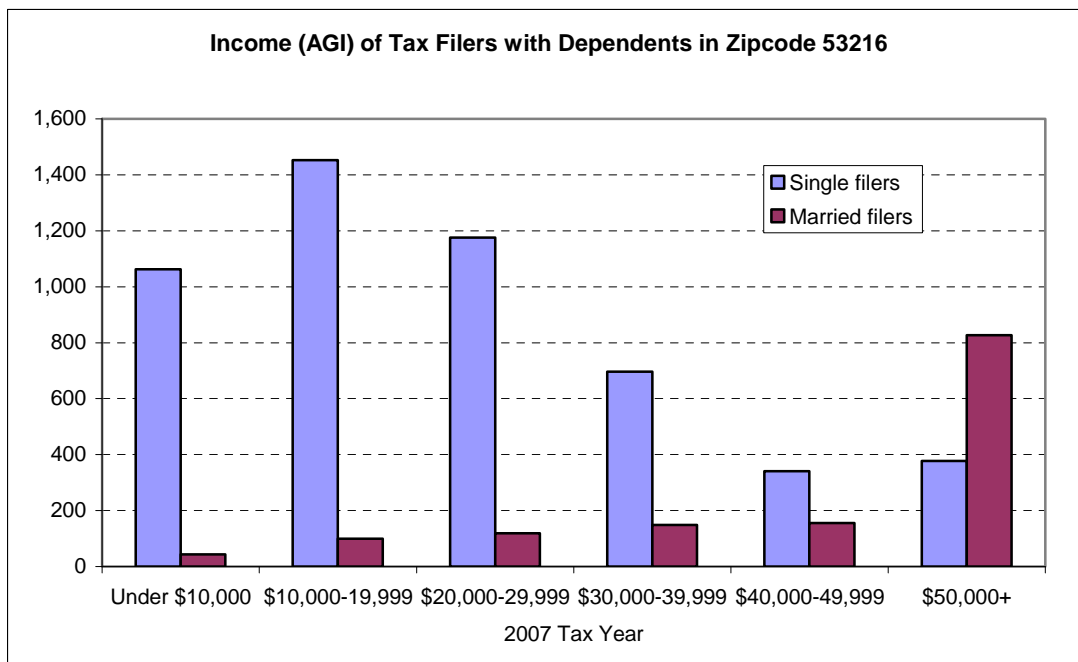


Z

- The Wisconsin Department of Revenue 2007 tax data showed **only 1,392 married tax filers with dependents compared to 5,106 single tax filers with dependents** in zip code 53216.



- The challenges of securing and maintaining full-time, year-round employment are particularly difficult for lower-income single parents; **1,062 single parents (with dependents) earned less than \$10,000 in 2007** and another 758 earned less than \$15,000.
- Over half of married filers with dependents earned \$50,000 or more.



## Earned Income Tax Credit Helps Families

Federal and state earned income tax credits offer a substantial boost to working families at the lower end of the wage scale. The federal earned income tax credit (EIC) offers a tax benefit to help reduce the payroll and social security tax burdens and to supplement wages for low and moderate income working families and single persons. Wisconsin has been a leader in providing a state credit for families.<sup>2</sup> For this analysis federal credits were estimated based on Wisconsin usage ratios.

- In zip code 53216, a total of **4,026 families were helped by the EIC**, or 62% of all single and married tax filers with dependents.

---

### Zip Code 53216 Parents Receiving the Earned Income Tax Credit (EIC) in 2007

Families receiving the EIC	3,723
Average state credit	\$441
Est. average federal credit	\$2,676
Average federal and state credit	\$3,117
% of family tax filers helped	62%

---

---

<sup>2</sup> For those employed family tax filers who claim the credit, Wisconsin adds 4% to the federal credit for families with one qualifying child, 14% to the federal credit for families with two qualifying children, and 43% to the federal credit for families with three or more qualifying children.

*The summary report on **Socio-Economic Analysis of Neighborhood Issues Facing Milwaukee Public Schools Students and Their Families** and analyses of other zip codes are available online at [www.eti.uwm.edu](http://www.eti.uwm.edu).*