

2000

UWM and the Wisconsin Economy

John Pawasarat

University of Wisconsin - Milwaukee, pawasara@uwm.edu

Follow this and additional works at: https://dc.uwm.edu/eti_pubs



Part of the [Curriculum and Instruction Commons](#), [Public Policy Commons](#), and the [Work, Economy and Organizations Commons](#)

Recommended Citation

Pawasarat, John, "UWM and the Wisconsin Economy" (2000). *ETI Publications*. 130.
https://dc.uwm.edu/eti_pubs/130

This Technical Paper is brought to you for free and open access by UWM Digital Commons. It has been accepted for inclusion in ETI Publications by an authorized administrator of UWM Digital Commons. For more information, please contact open-access@uwm.edu.

UWM and the Wisconsin Economy

No Brain Drain Here

- Most Wisconsin high school graduates attending and graduating from UWM with a bachelors degree continue to live and work in Wisconsin. Of 22,438 BA/BS graduates (1988-1998) coming from Wisconsin high schools, 89 percent were found to live or work in Wisconsin in 1999 with 76 percent working as employees in Wisconsin during 1999.¹
- In addition, 74 percent of 3,378 UWM students NOT coming from Wisconsin high schools and graduating from UWM (1988-1998) remain in Wisconsin after graduation. Three-fourths were shown to have a current drivers license or working in the state with 54 percent being employed during 1999.
- As a result, there appears to be no net out-migration of UWM graduates, due to the high number of in-state residents remaining and with three-fourths of non-Wisconsin high school graduates choosing to stay.
- UWM masters degree graduates from 1988-1998 (N=10,511) are also very likely to remain in Wisconsin after graduation with 83 percent remaining and 68 percent having wages in 1999. For those MA/MS graduates with high school graduation demographics (often missing for graduate level students), 91 percent of Wisconsin high school graduates remain in the state with 78 percent having wages in 1999. Sixty-six percent of non-Wisconsin MA graduates remain in the state with 49 percent showing earnings in 1999.
- UWM Ph.D. graduates from 1988-1998 (N=908) also remain in the state with 62 percent living in Wisconsin and 41 percent with wages in 1999. For those Ph.D. graduates with a Wisconsin high school code, 84 percent remain in Wisconsin and 65 percent posted wages in 1999.

Employment Impact of Ten Years of Graduates

- Of 36,069 UWM graduates (unduplicated count of BS/BA, MS/MA/ PhDs) from 1988-1998, 25,532 were employed in Wisconsin during 1999. These ten years of graduates generated \$940 million in wages last year.
- Education, health and manufacturing sectors have the highest numbers of graduates employed. The 5,482 UWM graduates (all degree levels) employed in educational institutions earned \$191 million in 1999, while 3,106 graduates working in manufacturing firms earned \$148 million, and 3,021 graduates working in health industries earned \$105 million.
- Average wages increase by year of graduation and type of degree with 1988 BA/BS grads earning \$44,378 in 1999 and 1998 grads with an average \$23,544 in 1999. For all ten years of bachelors degree graduates, engineers showed highest average annual earnings at \$49,694 followed by business administration grads with \$41,816 in wages during 1999.

¹ Graduates without Wisconsin wages may be in school full-time, self-employed, working for a religious organization or full-time homemakers, or may have left the state even though their drivers license is current.

Location Location Location

- UWM graduates can be found living throughout the state but are heavily concentrated in southeast Wisconsin with 46 percent currently living in 532XX zip codes, 19 percent in 530XX and 18 percent in 531XX zip codes. (See maps which randomly distribute residences within zipcodes.)

Working While in School

- UWM students typically work while attending school. In the first quarter of 1999, 74 percent of the 14,613 undergraduates were working and attending school. During the same period, 73 percent of masters students were also working while enrolled in school, with half working full-time.

UWM Graduates Concentrated in the Professions

- Over half (57 percent) of the 25,816 BA/BS graduates (1988-1998) were in the professions with 5,300 in business-administration, 2,431 in education, 1,947 in engineering, 1,455 in allied health professions, 1,348 in social welfare, 1,321 in nursing, and 972 in architecture and urban planning. The BA/BS graduates in business administration, for example, earned \$172 million in 1999 and graduates in engineering earned \$72 million.

Methodology

Population

Records on 142,755 students attending the University of Wisconsin-Milwaukee during the period Fall 1988 through Fall 2000 were examined using a longitudinal database which tracks semester experiences, graduate information, and demographic data.

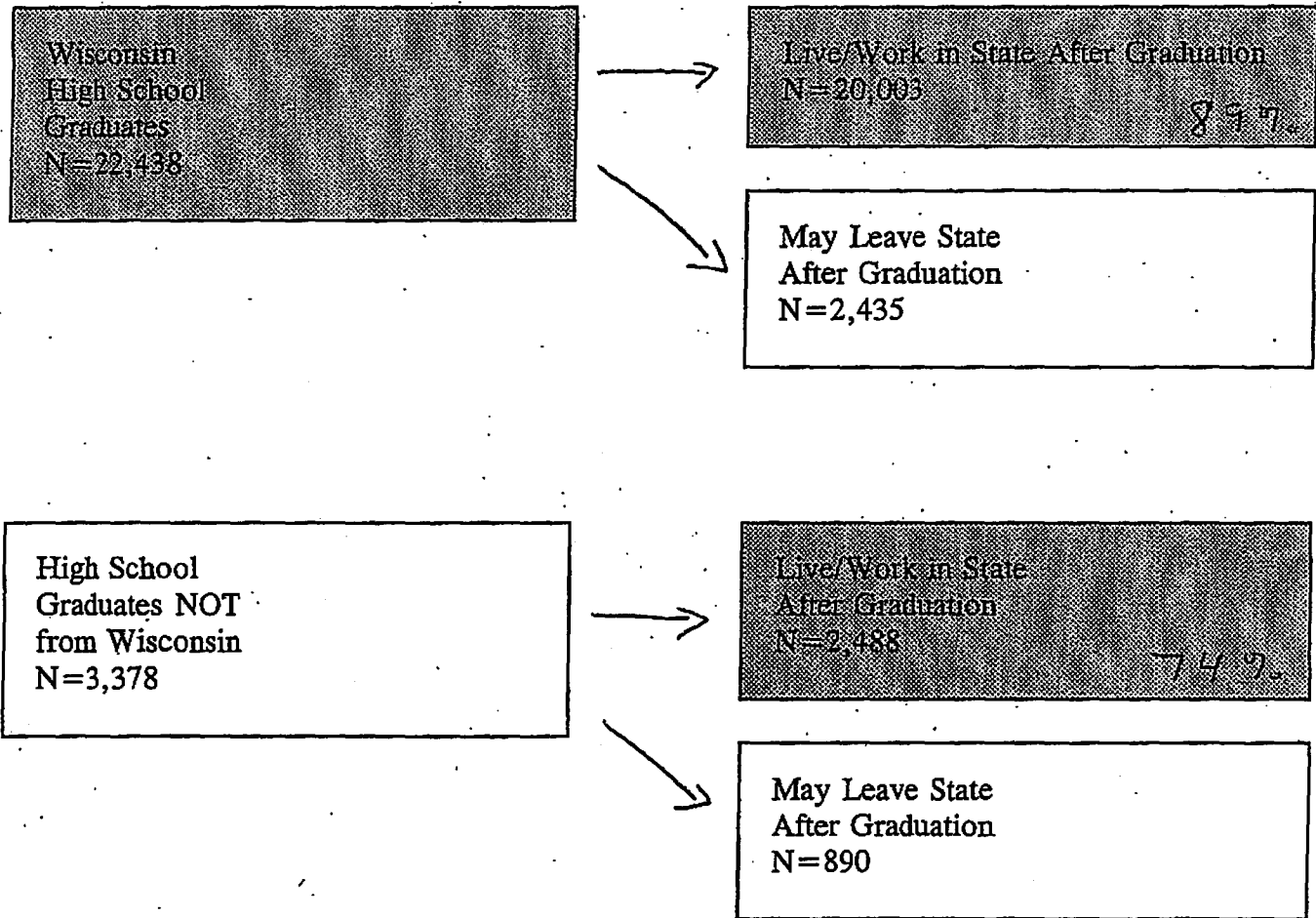
Current Drivers License Status

The Wisconsin Department of Transportation (DOT) drivers license data as of January 2000 was utilized to determine the most current residential address for the population using last name, first name, and maiden name together with date of birth to match individuals in both files. The DOT file is the most current and reliable source of address data for those persons with a drivers license. A total of 102,262 (or 72 percent of the 142,755 students examined) had a DOT address listed in the January 2000 State of Wisconsin drivers license file.

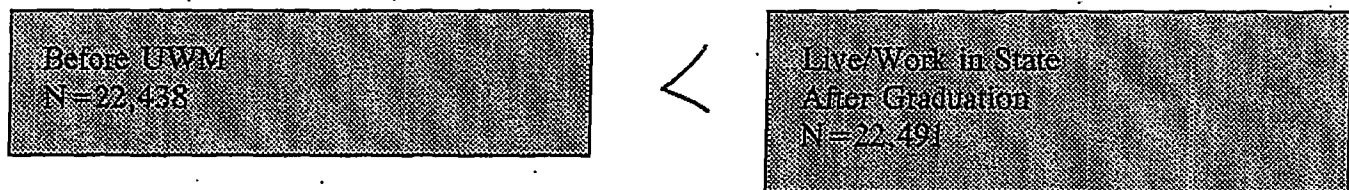
Employment Earnings

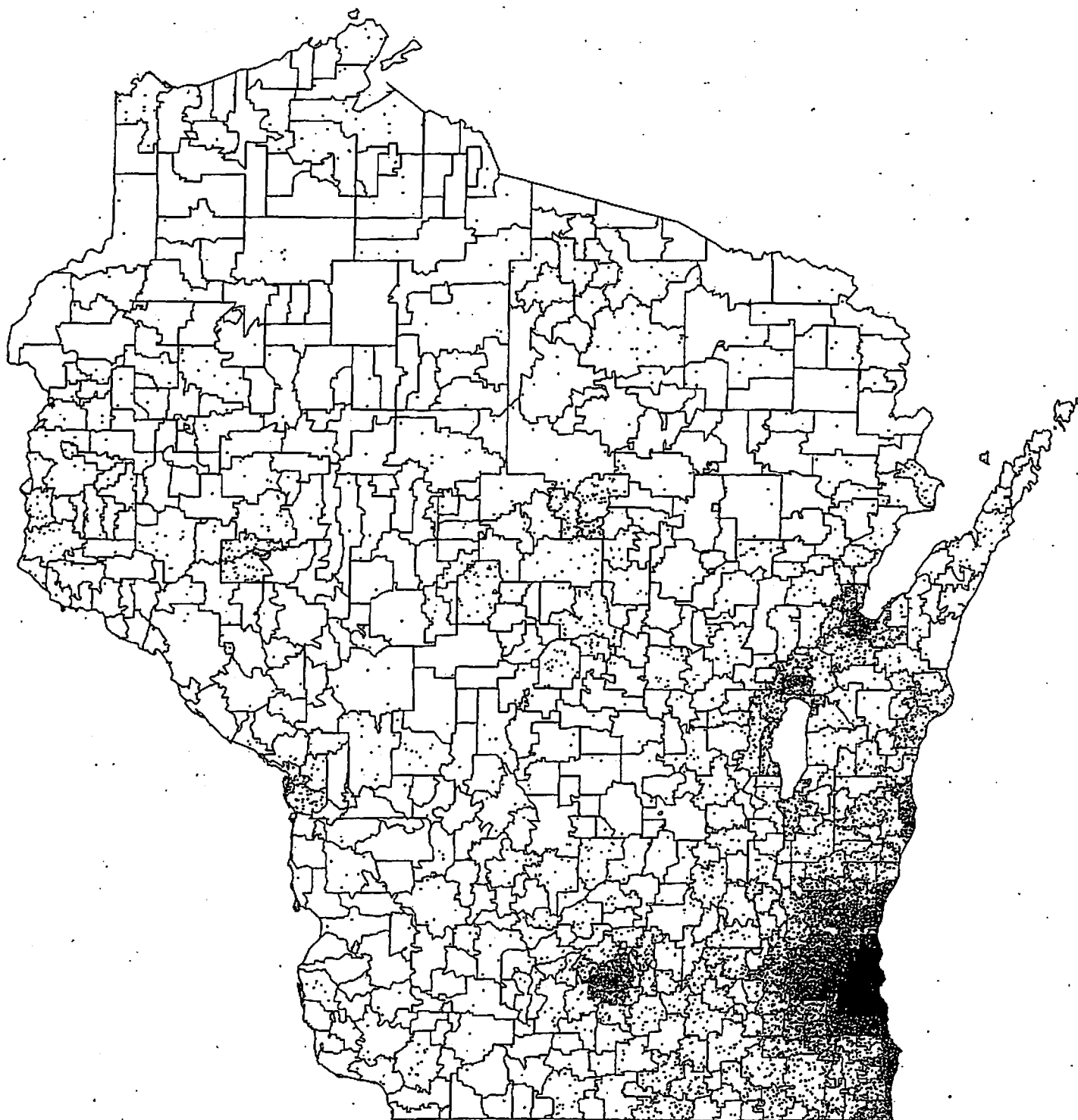
The Wisconsin Department of Workforce Development wage match files include quarterly earnings for all employees working in Wisconsin companies, non-profit agencies or government sectors. Data reported include information on type of industry, location, size of company and number of employers, with matching done on social security number. While these files do not include wages of self-employed persons or employees of religious organizations, they have been found to be the most reliable source of employment data on those employed in the State of Wisconsin.

University of Wisconsin-Milwaukee Bachelor Degree Graduates (1988-1998)



NET GAIN FOR WISCONSIN





CURRENT RESIDENCE OF UWM BA/BS GRADUATES 1988-98

